

# 2016-17 IUPUI JAGUARS BASKETBALL



## SCHEDULE/RESULTS (3-6, 0-0 SUMMIT)

Date	Opponent	Result/Time
Nov. 4	#St. Joseph's College	W, 87-74
Nov. 11	at Eastern Kentucky	L, 87-97
Nov. 13	^at Michigan	L, 65-77
Nov. 18	^Howard	W, 77-55
Nov. 19	^Eastern Michigan	W, 83-71
Nov. 22	^at Marquette	L, 79-104
Nov. 26	at SIUE	L, 58-61
Nov. 30	at Illinois State	L, 63-77
Dec. 3	at Ball State	W, 73-62
Dec. 6	at Illinois	L, 77-85
Dec. 10	at Miami (Ohio)	3:30 pm
Dec. 12	Urbana	7:00 pm
Dec. 17	at Southern Utah	6:00 pm
Dec. 20	at Northwestern	8:00 pm
Dec. 28	Marian	7:00 pm
Dec. 31	*Western Illinois	1:00 pm
Jan. 5	*at North Dakota State	8:00 pm
Jan. 7	*at South Dakota	4:15 pm
Jan. 11	*Omaha	7:00 pm
Jan. 14	*at Oral Roberts	4:00 pm
Jan. 18	*South Dakota State	7:00 pm
Jan. 21	*Denver	1:00 pm
Jan. 25	*at Fort Wayne	7:30 pm
Jan. 28	*at Western Illinois	8:00 pm
Feb. 1	*North Dakota State	7:00 pm
Feb. 8	*at Omaha	8:00 pm
Feb. 11	*Oral Roberts	7:00 pm
Feb. 15	*at South Dakota State	8:00 pm
Feb. 19	*at Denver	3:00 pm
Feb. 23	*Fort Wayne	7:00 pm
Feb. 25	*South Dakota	7:00 pm
Mar. 4-5	Summit League Quarters	tba
Mar. 6	Summit League Semis	tba
Mar. 7	Summit League Finals	tba

# denotes exhibition  
^ part of 2K Classic (campus sites)  
\* denotes Summit League games  
& denotes Summit League Tournament games

## MEDIA COVERAGE

**TV:** ESPN3

Steve Baker (PxP), Randy Hollowell (Analyst)

**Video Stream:** ESPN3

**Radio:** 97.5 FM Fox Sports; iHeartRadio  
Morgan Adcock (pxp)

**Live Stats:** MiamiRedhawks.com

**Twitter:** @IUPUIJaguars / @IUPUIMensBball

## MBB CONTACT

**Ed Holdaway - IUPUI Assistant AD**

**Email:** eholdawa@iupui.edu

**Twitter:** @EdHoldaway

**Cell:** 317-908-2645

## '03 NCAA TOURNAMENT, 2010 CBI

**MIAMI (4-5) vs.**  
**IUPUI (3-6)**

Saturday, Dec. 10, 2016 - 3:30 p.m. - Oxford, Ohio. / Millett Hall (6,400)

## ABOUT THE SERIES




**All-Time Record:** Miami leads 4-1

**Last Meeting:** Dec. 5, 2015 - IUPUI 78, Miami 64

**Streak:** IUPUI has won 1

**Gardner vs. Foe:** 1-0

## THE JAGUARS



### PROBABLE STARTERS (based on last game)

No.	Name	Yr.	Pos.	Ht.	Hometown	PPG	RPG	APG	FG%	3FG%	FT%
0	Dorell Combs	Sr.	G	6-2	Chicago, Ill.	17.0	1.4	3.6	.400	.309	.842
5	Kellon Thomas	Sr.	G	5-11	Indianapolis, Ind.	7.2	2.6	2.9	.275	.350	.952
15	Matt O'Leary	Sr.	F	6-8	Terre Haute, Ind.	15.2	6.8	2.8	.548	.406	.815
24	Evan Hall	So.	F	6-7	Hindman, Ky.	6.4	5.4	0.4	.564	---	.389
25	Ron Patterson	Jr.	G	6-2	Indianapolis, Ind.	9.0	1.9	1.7	.403	.380	.500

### OFF THE BENCH

1	T.J. Henderson	So.	G	6-0	Indianapolis, Ind.	3.8	1.2	1.7	.367	.300	.857
11	Josh James	Sr.	F/C	6-9	Cedar Lake, Ind.	1.7	2.0	0.0	.333	---	.778
12	Chad Hudson	Fr.	G	5-11	Jeffersonville, Ind.	0.0	1.0	0.0	.000	---	.000
20	Grant Sinn	So.	G	6-2	Spencerville, Ind.	0.0	0.0	0.0	.000	.000	---
22	D.J. McCall	So.	G	6-6	Fort Wayne, Ind.	4.8	4.7	1.0	.400	.000	.594
33	Giovanni Fraser	Fr.	F	6-8	Coral Springs, Fla.	1.5	0.8	0.0	.500	---	.250
35	Noah Thomas	R-Fr.	F/C	6-9	Whitestown, Ind.	0.5	0.0	0.0	---	---	.500
45	Aaron Brennan	Jr.	F	6-6	Noblesville, Ind.	7.3	3.1	0.6	.510	.400	.800

## QUICK HITTERS

- Today's game caps a stretch of six straight roadies for the Jags. IUPUI is 1-4 during the five games with the lone win coming at Ball State. Losses have come at Marquette, SIUE, Illinois St. and Illinois.
- IUPUI won the Indianapolis Subregional of the 2K Classic, capturing home wins over Howard (77-55) and Eastern Michigan (83-71). Junior **Ron Patterson** was named Subregional MVP (16.0 ppg, 9-of-17 3's).
- This marks the 45th season of IUPUI basketball and the 19th the Jaguars have competed at the NCAA Division I level. IUPUI enters the season needing just four wins to move to 250 during its D1 era.
- Head Coach **Jason Gardner** is the eighth head coach in the history of the program and is in his third year at the helm. The former Indiana Mr. Basketball and Arizona-star enters today with an 26-45 career record (15-17 in the Summit).
- IUPUI was picked 5th in The Summit according to the preseason polls, including one of the 32 first-place votes. The Jags trailed Omaha by 21 points, but easily cleared Oral Roberts by 132 points.
- Senior guard **Dorell Combs** was voted preseason First Team All-Summit League by the league's coaches after being picked to the league's All-Newcomer Team and 2nd Team All-League last season. Combs averaged a team-high 16.3 points and made 58 threes last year after sitting the previous season as a transfer. He closed his junior year with back-to-back 30+ scoring games, becoming the first IUPUI player to do so since **George Hill** in January 2008.
- Determined to rebuild the program with Indiana kids, Gardner has stayed true to his word as 13 of the team's 17 players hail from the Hoosier State this season. Five (**T.J. Henderson, Anthony Jones, Ron Patterson, Nick Rogers** and **Kellon Thomas**) are from Indianapolis.
- IUPUI will continue to rely heavily on the transfer market this year as four of the Jags' starters (Combs, Patterson, K. Thomas & **Matt O'Leary**) came to IUPUI via transfer.

## 2016-17 ROSTER

### NUMERIC ROSTER

##	Name	Pos.	Ht.	Wt.	Yr.	Hometown/High School (Previous)
0	Darell Combs	G	6-2	195	Sr.	Chicago, Ill./Thornwood (Eastern Michigan)
1	T.J. Henderson	G	6-0	160	So.	Indianapolis, Ind./Scecina
2	Anthony Jones^	G	6-5	210	Fr.	Indianapolis, Ind./Speedway
5	Kellon Thomas	G	5-11	190	Gr.	Indianapolis, Ind./Southport (Kent State)
10	Nick Rogers #	G	6-1	170	So.	Indianapolis, Ind./Traders Point Academy (Toledo)
11	Josh James	F/C	6-9	225	Sr.	Cedar Lake, Ind./Andrean/Quakerdale [Iowa] Prep
12	Chad Hudson	G	5-11	175	Fr.	Jeffersonville, Ind./Don Bosco Prep
15	Matt O'Leary	F	6-8	225	Sr.	Terre Haute, Ind./Terre Haute North Vigo (Loyola)
20	Grant Sinn	G	6-2	180	So.	Spencerville, Ind./Fort Wayne Canterbury (North Park)
22	D.J. McCall	G	6-6	190	So.	Fort Wayne, Ind./Concordia Lutheran
24	Evan Hall	F	6-7	200	So.	Hindman, Ky./Knott County Central
25	Ron Patterson	G	6-2	200	Jr.	Indianapolis, Ind./Broad Ripple (Syracuse)
32	Elyjah Goss^	F	6-7	190	Fr.	Bolingbrook, Ill./Plainfield East
33	Giovanni Fraser	F	6-8	235	Fr.	Coral Springs, Fla./Coral Springs Charter
35	Noah Thomas	F/C	6-9	235	R-Fr.	Whitestown, Ind./Bridgton [Maine] Academy
40	Evan Borgman^	F	6-9	205	Fr.	Batesville, Ind./Jac-Cen-Del
45	Aaron Brennan	F	6-6	225	Jr.	Noblesville, Ind./Guerin Catholic

# will sit out the 2016-17 season as a Division I transfer; ^ expected to redshirt the 2016-17 season

### COACHING STAFF

<b>Head Coach:</b>	Jason Gardner
<b>Alma Mater:</b>	Arizona, '11
<b>Career Record:</b>	(26-46; 3rd season)
<b>IUPUI Record:</b>	(26-46; 3rd season)
<b>Summit Record:</b>	(15-17; 3rd season)
<b>Associate Head Coach:</b>	Matt Crenshaw
<b>Alma Mater:</b>	IUPUI, '04
<b>Assistant Coach:</b>	Scott Gillespie
<b>Alma Mater:</b>	Ripon College, '11
<b>Assistant Coach:</b>	Roy Hairston
<b>Alma Mater:</b>	Purdue, '97
<b>Senior Advisor:</b>	Andy Fagan
<b>Alma Mater:</b>	Indiana, '01
<b>Strength Coach:</b>	Jason Quarles
<b>Alma Mater:</b>	IUPUI, '12
<b>Athletic Trainer:</b>	Emily Nibbelink
<b>Alma Mater:</b>	Kansas, '05

### PRONUNCIATION GUIDE

**DARELL** Combs (duh-RELL)

### RADIO / TV ROSTER



**#0 - DARELL COMBS**  
6-2 // Sr. // G  
Chicago, Ill.




**#1 - T.J. HENDERSON**  
6-0 // So. // G  
Indianapolis, Ind.




**#2 - ANTHONY JONES**  
6-5 // Fr. // G  
Indianapolis, Ind.



**#5 - KELLON THOMAS**  
5-11 // Gr. // G  
Indianapolis, Ind.




**#10 - NICK ROGERS**  
6-1 // So. // G  
Indianapolis, Ind.



**#11 - JOSH JAMES**  
6-9 // Sr. // F/C  
Cedar Lake, Ind.



**#12 - CHAD HUDSON**  
5-11 // Fr. // G  
Jeffersonville, Ind.



**#15 - MATT O'LEARY**  
6-8 // Sr. // F  
Terre Haute, Ind.



**#20 - GRANT SINN**  
6-2 // So. // G  
Spencerville, Ind.



**#22 - D.J. McCALL**  
6-6 // So. // G  
Fort Wayne, Ind.



**#24 - EVAN HALL**  
6-7 // So. // F  
Hindman, Ky.




**#25 - RON PATTERSON**  
6-2 // Jr. // G  
Indianapolis, Ind.




**#32 - ELYJAH GOSS**  
6-7 // Fr. // F  
Bolingbrook, Ill.



**#33 - GIOVANNI FRASER**  
6-8 // Fr. // F  
Coral Springs, Fla.



**#35 - NOAH THOMAS**  
6-9 // R-Fr. // F/C  
Whitestown, Ind.



**#40 - EVAN BORGMAN**  
6-9 // Fr. // F  
Batesville, Ind.



**#45 - AARON BRENNAN**  
6-6 // Jr. // F  
Noblesville, Ind.



**JASON GARDNER**  
Head Coach  
3rd season



## POLLS

### ASSOCIATED PRESS

Week 5 (Dec. 5)

Rank	Team (1st)
1	Villanova (57)
2	UCLA (2)
3	Kansas
4	Baylor (6)
5	Duke
6	Kentucky
7	North Carolina
8	Gonzaga
9	Indiana
10	Creighton
11	Louisville
12	Saint Mary's
13	Xavier
14	Virginia
15	West Virginia
16	Butler
17	Wisconsin
18	Purdue
19	South Carolina
20	Arizona
21	Florida
22	Cincinnati
23	Notre Dame
24	Oregon
25	Iowa State

#### Others Receiving Votes:

Syracuse 45, USC 43, Ohio State 40, TCU 33, Florida State 18, Virginia Tech 11, California 10, Maryland 9, Valparaiso 7, Wichita St 5, Michigan State 3, Temple 3, UNC Wilmington 1, Minnesota 1, Fort Wayne 1

### COACHES

Week 5 (Dec. 5)

Rank	Team (1st)
1	Villanova (28)
2	UCLA (1)
3	Kansas (1)
4	Duke (2)
5	North Carolina
6	Baylor
7	Kentucky
8	Gonzaga
9	Indiana
10	Creighton
11	Saint Mary's
12	Virginia
13	Louisville
14	Xavier
15	Butler
16	West Virginia
17	Wisconsin
18	South Carolina
19	Purdue
20	Arizona
21	Florida
22	Notre Dame
23	Cincinnati
24	Oregon
25	Iowa State

#### Others Receiving Votes:

Syracuse 48, Maryland 42, TCU 21, USC 15, Ohio State 14, Rhode Island 11, Texas A&M 8, Virginia Tech 7, Oklahoma State 7, Colorado 7, Florida State 7, Arkansas 6, California 6, Wichita St 5, Michigan State 4, Fort Wayne 1, Valparaiso 1, UCF 1

## MID-MAJOR TOP 25

Week 5 (Dec. 5)

Rk	Team (1st)	Record	Pts.	Prev.	Conf.
1.	Gonzaga (26)	8-0	770	1	West Coast
2.	Saint Mary's (5)	6-0	748	2	West Coast
3.	Valparaiso	7-1	696	3	Horizon
4.	Wichita State	7-2	692	4	Missouri Valley
5.	UNCW	7-1	649	5	Colonial
6.	<b>Fort Wayne</b>	<b>7-2</b>	<b>566</b>	<b>7</b>	<b>Summit</b>
7.	UT Arlington	6-3	530	11	Sun Belt
8.	Chattanooga	6-2	502	8	Southern
9.	ETSU	7-1	474	9	Southern
10.	Monmouth	6-2	473	10	Metro Atlantic
11.	Ohio	5-1	447	6	Mid-American
12.	Oakland	8-1	386	25	Horizon
13.	<b>Illinois State</b>	<b>4-2</b>	<b>368</b>	<b>13</b>	<b>Missouri Valley</b>
14.	Belmont	3-3	338	18	Ohio Valley
15.	BYU	5-3	297	14	West Coast
16.	Florida Gulf Coast	5-3	295	19	Atlantic Sun
17.	Tennessee State	7-1	278	17	Ohio Valley
18.	New Mexico State	7-2	212	NR	Western Athletic
19.	Loyola (Chicago)	7-2	183	NR	Missouri Valley
20.	UL Lafayette	6-2	138	NR	Sun Belt
21.	Arkansas State	7-2	129	20	Sun Belt
22.	Akron	6-2	126	21	Mid-American
23.	Elon	6-2	105	23	Colonial
24.	<b>North Dakota State</b>	<b>6-3</b>	<b>83</b>	<b>22</b>	<b>Summit</b>
25.	Utah Valley	5-2	77	24	Western Athletic

## THE SUMMIT LEAGUE

### SUMMIT STANDINGS

through Dec. 8

Team	Overall (Pct.)	Sum. (Pct.)
Fort Wayne.....	7-3 (.700)	0-0 (.000)
South Dakota .....	7-4 (.636)	0-0 (.000)
North Dakota St. ....	6-4 (.600)	0-0 (.000)
Omaha .....	4-5 (.444)	0-0 (.000)
Denver .....	3-5 (.375)	0-0 (.000)
South Dakota St.....	4-7 (.364)	0-0 (.000)
<b>IUPUI .....</b>	<b>3-6 (.333)</b>	<b>0-0 (.000)</b>
Western Illinois.....	2-6 (.250)	0-0 (.000)
Oral Roberts .....	1-8 (.111)	0-0 (.000)

### UPCOMING SCHEDULE

Date	Game	Time
12/10	Sacramento St. at South Dakota	2 pm
	Austin Peay at Fort Wayne	2:30 pm
	Denver at Air Force	3 pm
	IUPUI at Miami (Ohio)	3:30 pm
	John Brown at Oral Roberts	4 pm
	Idaho at South Dakota State	8 pm
	Montana State at Omaha	8 pm
12/12	Urbana at IUPUI	7 pm
12/13	Denver at South Alabama	8 pm
12/14	UC Davis at North Dakota State	8 pm
	Oral Roberts at Missouri State	8 pm
12/15	Omaha at Kansas City	7:30 pm
12/16	North Dakota St. at North Dakota	9 pm
	South Dakota at Portland	10:30 pm
12/17	Western Illinois at Milwaukee	3 pm
	Northern Colorado at Denver	3 pm
	Murray State at South Dakota St.	5 pm
	Oral Roberts at Creighton	8 pm
	IUPUI at Southern Utah	8 pm
12/18	Fort Wayne at Stetson	1 pm
	Cal St. Fullerton at Omaha	4 pm
	South Dakota at Montana State	5 pm
12/19	Western Illinois at Purdue	6 pm
	South Dakota St. at Drake	8 pm
	Ark.-Little Rock at Denver	9 pm
12/20	North Dakota St. at Arkansas	7 pm
	IUPUI at Northwestern	8 pm
12/21	Omaha at Pittsburgh	7 pm
	South Dakota at Gonzaga	11 pm
12/22	Fort Wayne at Detroit	7 pm
	South Dakota St. at Wichita St.	8 pm
	UC Riverside at Denver	9 pm
12/23	Richmond at Oral Roberts	4 pm

### IUPUI IN SUMMIT STATS

as of Dec. 6 [denotes NCAA ranking]

Category	Summit [Nat Rk.]	Stat
Scoring .....	5th .....	73.6 ppg
Scoring Defense.....	7th .....	76.6 ppg
Scoring Margin.....	8th .....	-3.0 ppg
Free Throw % .....	7th .....	68.7%
Field Goal % .....	6th .....	42.9%
Field Goal % Def.....	7th .....	44.1%
3Pt Field Goal %.....	5th .....	34.7%
3Pt Field Goal % Def.....	2nd .....	31.8%
Rebounding Offense .....	9th .....	33.9 rpg
Rebounding Defense .....	9th .....	38.7 rpg
Rebounding Margin .....	9th .....	-4.8 rpg
Blocked Shots .....	9th .....	2.1 bpg
Assists .....	3rd .....	14.6 apg
Steals .....	5th .....	6.2 spg
Turnover Margin.....	1st .....	+1.0 to/gm
Assist/TO Ratio.....	1st .....	1.2 a/to
Offensive Rebounds.....	3rd .....	10.8 rpg
Defensive Rebounds.....	9th .....	23.1 rpg
Defensive Reb. Pct .....	9th .....	65.6%
Offensive Reb. Pct .....	5th .....	28.9%
3Pt Field Goals Made.....	6th .....	7.3 3's/gm
Home Attendance.....	8th .....	853/gm

### Player Summit [Natl Rk.]

Player	Summit [Natl Rk.]	Stat
<b>Darell Combs</b>		
Scoring	4th	17.0 ppg
Assists	5th	3.6 apg
Minutes	5th	32.9 mpg
Assist/TO Ratio	6th	1.5 a/to
FT Percentage	7th	84.2%
3FG Made	11th	1.9/game

### Evan Hall

Off. Rebounding	3rd	2.3 rpg
Rebounding	t-13th	5.4 rpg

### D.J. McCall

Off. Rebounding	t-9th	2.0 rpg
Rebounding	t-20th	4.7 rpg

### Matt O'Leary

FG Percentage	4th	54.8%
Def. Rebounding	5th	5.9 rpg
Rebounding	7th	6.8 rpg
Scoring	8th	15.2 ppg
3FG Percentage	10th	40.6%
Assists	11th	2.8 apg
FT Percentage	12th	81.5%
3FG Made	15th	1.4/game

### Ron Patterson

3FG Made	6th	2.1/game
Steals	11th	1.2 spg
3FG Percentage	14th	38.0%
Scoring	30th	9.0 ppg

### Kellon Thomas

FT Percentage	1st	95.2%
Assists	10th	2.9 apg

## vs. Miami (1-4)

Date	Loc	Score	Res.
1972-73	-	70-80	L
12-2-97	A	75-102	L
11-24-99	H	59-75	L
11-20-10	A	58-59	L
12-5-15	H	78-64	W
in Oxford: 0-2			
in Indianapolis: 1-1			

## STATISTICAL COMPARISON

IUPUI	Category	Miami
3-6	Record	4-5
0-0	Conf. Record	0-0
172	RPI	315d
73.6	Scoring Off.	74.2
76.6	Scoring Def.	75.4
-3.0	Scoring Margin	-1.2
.429	FG%	.428
.441	FG% Def.	.407
.347	3FG%	.320
.318	3FG% Def.	.360
.687	FT%	.689
33.9	Reb. Average	39.0
38.7	Opp. Reb. Average	39.0
-4.8	Rebound Margin	+0.0
10.8	Offensive Reb.	10.2
23.1	Defensive Reb.	28.8
14.6	Assists Avg.	10.3
12.3	TO Avg.	14.7
13.3	Opp. TO	13.7
+1.0	TO Margin	-1.0
6.2	Steals Avg.	6.8
2.1	Blocks Avg.	5.3
7.3	3FG Made	7.0

## PROJECTED MIAMI STARTERS

#	Pos	Name	Ht.	Cl.	PPG	RPG	APG	FG	3FG	FT
13	G	Jake Wright	6-4	So.	12.3	2.2	0.6	.391	.389	.846
24	G	Michael Weathers	6-2	Fr.	20.6	5.4	4.7	.464	.348	.772
30	G	Abdoulaye Harouna	6-5	Jr.	6.3	2.4	1.0	.294	.308	.731
11	F	Logan McLane	6-9	Jr.	8.3	5.3	0.6	.590	.286	.714
0	C	Darius Harper	6-8	Fr.	4.2	3.1	0.1	.415	---	.235
OFF THE BENCH										
1	G	Zach McCormick	6-2	Jr.	3.0	1.0	0.8	.400	.400	1.000
2	F	Rod Mills Jr.	6-7	Jr.	6.3	3.4	0.9	.423	.182	.692
5	F	Precious Ayah	6-6	Fr.	---	---	---	---	---	---
15	G	Milos Jovic	6-4	Fr.	1.7	1.0	0.7	.333	.300	.000
20	G	Dion Wade	6-6	Jr.	4.0	5.3	0.4	.433	.250	.636
21	G	Jake Bischoff	6-3	Sr.	1.0	0.3	1.0	.167	.000	1.000
22	F	Marcus Weathers	6-5	Fr.	7.7	5.7	0.4	.500	.364	.639
31	F	Bruno Solomon	6-9	Fr.	5.7	4.3	0.3	.600	.200	.800
45	F	Ben Eke Kazee	6-8	Fr.	1.0	0.2	0.2	.000	---	.600

Head Coach: John Cooper (5th season)

## NEWS, NOTES &amp; STORYLINES

## COMBS NOTES (@KidDrell1)

-Senior **Darell Combs** leads the Jags in scoring (17.0 ppg) and was voted preseason First Team All-Summit this season. Combs was a 2nd Team selection following last season.

-The Chicago-native has scored in double-digits 34 times in 40 career games and eight of nine this season.

-Combs not only leads the Jags in scoring, but also leads the team in assists (32), free throws made (32) and minutes (32.9 mpg). He's 4th in The Summit in scoring and fifth in assists.

-Combs handed out his 100th career assist in the loss at Illinois.

-Combs scored 20 points in last year's win over Miami, including hitting 4-of-7 from three.

-Combs capped his junior year with back-to-back 30+ scoring games, becoming the first IUPUI player to do so since **George Hill** achieved the feat in 2008.

## MATT O'LEARY NOTES (@OLEary\_15)

-Senior **Matt O'Leary** is riding a career-best eight straight games in double-digits, having hit for 10 or more in every game this season except the season-opener at Eastern Kentucky.

-O'Leary has one of the team's two double-doubles this season (Evan Hall has the other) and has two career double-doubles in an IUPUI uniform.

-O'Leary entered this week ranking among The Summit League leaders in eight different categories including field goal percentage (4th), rebounding (7th), scoring (8th) and three-point percentage (10th).

-After scoring just 20-or-more once last season, O'Leary has already done so in three of IUPUI's last four games, including a career-high 25 at Illinois.

-O'Leary led the Jags in scoring just three times last season, but has already done so three times this year.

## PATTERSON NOTES (@Buss34)

-Not known as a three-point threat upon transferring from Syracuse, junior **Ron Patterson** has been lethal from deep to start the season. The Indianapolis-native made just 15-of-71 (21.1 percent) attempts in his two years with the Orange, but is 19-of-50 (38 percent) in his first nine games with the Jaguars.

-Patterson has hit at least three threes in five of the Jaguars' nine games, including a career-high 5-of-9 in the win over Eastern Michigan.

-Patterson leads the Jaguars with 11 steals and four dunks this season. His stat line in a 15-point effort at Marquette earlier this season was three 3's and three dunks.

## UPSET BID THWARTED

IUPUI just missed picking off Illinois on Tuesday night

(Dec. 6) before falling in Champaign, 85-77. IUPUI led for nearly half the game and was tied in the final minutes before fading late.

Senior **Matt O'Leary** led three Jags in double-digits with a career-high 25 points and **Darell Combs** added 18. Illinois needed a 32-point effort from All-Big Ten performer Malcolm Hill to stave off the Jaguars.

## AGAINST THE MAC

IUPUI is seeking a clean sweep against the Mid-American Conference on Saturday, having already defeated Ball State and Eastern Michigan this season. EMU and Ball State were projected to be the top two finishers in the MAC West this season.

## SEEKING 250

A win today would be IUPUI's 250th at the Division I level, which began in 1998. Miami graduate **Ron Hunter** accounted for the majority of those wins on the IUPUI sidelines.

## PLUS/MINUS

Plus/minus has become increasingly popular in the statistical world, particularly at the professional basketball ranks. Below is a quick look at IUPUI's best in +/-, among those who have logged major minutes.

## PLUS

Hall (+3.25/game)  
McCall (+1.75)  
Henderson (+1.12)

## MINUS

Brennan (-4.88)  
Patterson (-3.62)  
K. Thomas (-3.50)

## 2K CLASSIC

IUPUI capped the four-game 2K Classic with a 2-2 record, losing road games at Michigan and Marquette and winning the Indianapolis Subregional of the event. IUPUI captured home victories over Howard (77-55) and Eastern Michigan (83-71). Junior **Ron Patterson** was named Subregional MVP after averaging 16 points and hitting 9-of-17 threes.

He was joined on the All-Tournament Team by senior forward **Matt O'Leary**, who averaged 10.5 points, 9.5 rebounds, 4.0 assists and 1.5 steals over two games.

## EIGHT IN DUBS

Through the season's first five games, IUPUI had already had eight different players score in double-digits as **D.J. McCall** had 10 at Marquette on Nov. 22. No IUPUI player has scored in double-digits in every game as **Darell Combs** and **Matt O'Leary** have tallied double-digits in seven of eight games.

## JAGS GET DEFENSIVE

The most important stat in the Jags' wins over Howard and Eastern Michigan was how stingy the Jaguars'

defense was - specifically on the perimeter. Howard and Eastern Michigan combined to hit just 36.3 percent from the field and 3-of-26 (11.5 percent) from three-point range.

Howard was 0-for-9 from three on Friday, marking the first time in IUPUI's Division I era (1998-present) that a foe hasn't hit at least one trey.

## JAGS SIGN TWO

IUPUI inked two during the early signing period, signing 6-foot-8 forward **Brandon Hau (Mukwanago, Wisc./Mukwanago)** and 6-foot guard **Jaylen Minnett (Terre Haute, Ind./Terre Haute South)** to National Letters of Intent.

Hau averaged 16.3 points and 7.5 boards per game as a junior and chose IUPUI over Air Force, Drake, Elon, Iowa, Navy, North Dakota State and South Dakota.

Minnett averaged 21.6 points, 5.0 assists and 4.8 boards per game last season. Minnett chose IUPUI over interest from Ball State, Kent State and Xavier.

## IUPUI DEBUTS

Three players made their IUPUI debuts in the season-opening loss at Eastern Kentucky as transfers **Ron Patterson** and **Kellon Thomas** were in the starting lineup and true freshman **Giovanni Fraser** came off the bench.

Below is a quick look at each of their stat lines in their IUPUI debuts:

Patterson (11 pts, 3-6 3's, 23 min)  
K. Thomas (11 pts, 4 reb, 2 ast, 26 min)  
Fraser (2 pts, 4 min)

Since then, two others (**Chad Hudson** and **Noah Thomas**) have made their IUPUI debuts this season in the closing minutes of the win over Howard.

Hudson (2 min, 1 reb, 1 stl)  
N. Thomas (3 min, 1-2 FT)

## HOME COOKING

IUPUI went 9-2 at home last season at home and hasn't lost a non-conference home game since a 73-64 loss to Eastern Kentucky on Dec. 13, 2014.

## YEAR THREE

Year three looks to be a big year for Head Coach **Jason Gardner** and the IUPUI men's program. Gardner's team finished fourth in The Summit League a year ago and returns a core that includes the top two scorers from a year ago in **Darell Combs** (16.3 ppg) and **Matt O'Leary** (10.3 ppg, 6.0 rpg).

Combs was voted Second Team All-Summit League a year ago and was a preseason First Team All-Summit League selection this year. Meanwhile O'Leary, who owns a 3.79 and is majoring in Management, was an Academic All-District 5 selection.

## NEWS & NOTES (CONT.)

In addition, Gardner's squad welcomes a pair of impact transfers in Kent State-graduate **Kellon Thomas** and Syracuse-transfer **Ron "Buss" Patterson**. Thomas started every game for the Flashes a year ago and led KSU in assists and threes made, while Patterson is a former top-150 recruit before originally committing to Indiana.

### FAMILIAR FACES

All total, IUPUI entered the season with eight guys with at least one season under their belts.

Junior **Aaron Brennan** entered the year having played in 60 career games and made 33 starts at IUPUI while **Josh James** returned to the program after a season away from basketball. The 6-foot-9 James appeared in 52 games and made 13 starts from 2013-15 before taking last year off.

Six others - Combs, O'Leary, **Evan Hall**, **T.J. Henderson**, **D.J. McCall** and **Grant Sinn** - have one year of IUPUI experience.

O'Leary started all 32 games last season while Combs started 29 times. Hall made 11 starts and McCall made 15 starts as a true freshman in 2015-16 before redshirting last season.

### HOMEcomings

IUPUI was an easy choice for a pair of transfers, expected to play major roles this season. Both **Ron "Buss" Patterson** and **Kellon Thomas** are Indianapolis-natives and wanted to return to the Circle City to complete their college careers.

In addition, the duo played AAU basketball together alongside **Matt O'Leary** for Indiana Elite.

Another reason Patterson chose IUPUI was to honor his Broad Ripple High School teammate, the late **Steven Jamison**, who died of cancer in July 2010 who was committed to play at IUPUI and wore No. 25 (hence why Patterson wears 25). Patterson has a large 'Steven' tattoo across his chest, honoring his deceased friend.

Patterson chose IUPUI over a group that included Kent State, Ball State, Georgia State, Illinois State, Houston and Eastern Michigan. Thomas picked IUPUI over a group that included Purdue, Minnesota, Northwestern, Seton Hall, Ball State, Duquesne, Georgia State, UIC and Jacksonville.

### PRESEASON PICKS

IUPUI was picked fourth or fifth by nearly every major publication this season and was voted fifth in The Summit League's preseason polls. Here's a breakdown of where IUPUI sat in the preseason publications:

Athlon Sports: 5th  
Blue Ribbon: 5th  
NBC Sports: 4th  
USA Today: 4th  
Lindy's: 5th  
The Sporting News: 5th

### SIMPLE MATH

The key to winning games in Head Coach **Jason Gardner**'s first two seasons on the job has been pretty simple - make shots.

Gardner's team is 11-1 (.917) in games in which it's made 50 percent from the floor or better and 23-7 (.767) when shooting a higher percentage than its opponents.

### SCOURING THE HOOSIER STATE

The bulk of IUPUI's roster is made up of Indiana natives as 13 of the 17 listed are from the Hoosier State. The only out-of-state players on the Jaguars' roster are Combs and true freshman **Elyjah Goss** (both from Illinois), sophomore **Evan Hall** (Kentucky) and true freshman **Giovanni Fraser** (Florida).

Of the 13 from the Hoosier State, five are from Indianapolis and Brennan is from a northern suburb of the city.

Of the current 17 players, Gardner has brought 14 to IUPUI. Only **Aaron Brennan**, **D.J. McCall** and **Josh James** were recruited by the previous staff.

### HOW'D THEY GET HERE?

Everyone's path to Division I basketball is different. The Jags have a number of individuals that have taken different treks to IUPUI. Here's a quick rundown of 'how'd they get here'?

**Graduate Transfers (1):** Kellon Thomas (Kent St.)

**Transfers (5):** Combs (Eastern Mich.), O'Leary (Loyola), Patterson (Syracuse), Rogers (Toledo, will sit out 2016-17), Sinn (North Park)

**True Freshmen (7):** Borgman, Brennan, Fraser, Goss, Hall, Henderson, McCall

## UNIVERSITY QUICK FACTS

<b>Location</b> .....	Indianapolis, Ind.
<b>Founded</b> .....	1969
<b>Nickname</b> .....	Jaguars
<b>Colors</b> .....	Red, gold & black
<b>Enrollment</b> .....	30,690
<b>Affiliation</b> .....	NCAA Division I
<b>Conference</b> .....	The Summit League
<b>Home Facility (Cap.)</b> .....	Indiana Farmers Coliseum (6,800)
<b>Chancellor</b> .....	Dr. Nasser Paydar
<b>Athletics Director</b> .....	Dr. Roderick Perry
<b>Website</b> .....	www.IUPUIJags.com
<b>Twitter</b> .....	@IUPUIJaguars
<b>Athletics Phone</b> .....	(317) 278-5247
<b>Mailing Address</b> .....	1000 Waterway Blvd. Indianapolis, IN 46202

## BASKETBALL HISTORY

<b>First Yr. of basketball</b> .....	1972
<b>Seasons of basketball</b> .....	45th
<b>Seasons of Division I basketball</b> .....	19th
<b>Division I (1998-pres.) Record</b> .....	246-263 (.483)
<b>NCAA Appearances</b> .....	1
<b>Last NCAA Appearance</b> .....	2003
<b>Last Postseason Appearance</b> .....	2010 (CBI - Second Round)

**Prep School (4):** Hudson, James, Jones, N. Thomas

### TRUE NEWBIES

IUPUI's collection of freshmen this season consists of signees **Anthony Jones**, **Elyjah Goss** and **Giovanni Fraser** and non-scholarship additions **Evan Borgman** and **Chad Hudson**.

Jones, a 6-foot-5 swingman, attended FCI Prep in Sebring, Fla., last season where he averaged better than 20 points, five boards and four assists per game.

Goss, a bouncy 6-foot-7 forward, earned honorable mention All-State honors in Illinois a year ago and finished as Plainfield (Ill.) East's career leader in rebounds.

Fraser, a 6-foot-8 post player, averaged 15 points, 11 rebounds and two blocked shots per game as a senior, earning Third Team All-Broward County honors for 4A-2A schools.

Borgman, a skilled 6-foot-9 forward, averaged better than 18 points, eight rebounds and three blocked shots per game at Jac-Cen-Del High School.

Hudson, a 5-foot-11 guard, posted 11 points, four assists and 1.5 steals per game at Don Bosco Prep after a four-year career at Jeffersonville High School.

### SEEING RED

True freshmen **Evan Borgman** and **Elyjah Goss** are expected to redshirt the season, leaving Gardner with 14 players at his disposal when the team is fully healthy.

### MEDIA DEALS

Virtually every IUPUI game will be heard on 97.5 FM Fox Sports Radio and 1260 WNDE in Central Indiana this year. Morgan Adcock (ppx) returns to the mic as the Voice of the Jaguars again this season.

In addition, every IUPUI home game will be broadcast on ESPN3 as Greg Rakestraw (ppx) and Hall of Famer Bob Lovell (analyst) will be the primary tandem on the call.

### SMART CATS

Led by O'Leary's 3.79 mark, five returners boast a GPA of 3.0 or better heading into the fall semester. Below is a rundown of those individuals:

O'Leary - 3.79 (Management)  
Brennan - 3.39  
(Organizational Leadership & Supervision)  
McCall - 3.28 (Informatics)  
Sinn - 3.18 (Sports Management)  
N. Thomas - 3.11  
(Organizational Leadership & Supervision)

### PLAYING PERCENTAGES

Below are the percentages returning of IUPUI's major statistical categories in 2016-17.

POINTS: 56.8% returns (1238/2181)  
REBOUNDS: 51.4% returns (521/1014)  
ASSISTS: 61.7% returns (219/355)

MINUTES: 51.6% returns (3,325/6,450)  
3's MADE: 60.1% returns (110/183)  
BLOCKS: 38.3% returns (31/81)  
STEALS: 54.0% returns (115/213)

### THE DEPARTED

IUPUI's two-man senior class of **Marcellus Barksdale** and **Mason Archie** are both considered key losses, particularly at the defensive end.

The 6-foot-5 Barksdale finished his career ranked second all-time in games played (134) and made 95 starts in an IUPUI uniform. He was a two-time honorable mention All-Summit League selection, averaging 8.5 points and 5.1 rebounds per game his final season. He also finished his IUPUI career ranked among the program's top-10 all-time in rebounds, steals and blocked shots.

Archie, a two-year letterwinner, started 44 times in 62 appearances in an IUPUI uniform. He averaged 6.2 points per game and hit 51 treys and was considered the Jags' top perimeter defender last season.

Both inked professional deals this past summer with Barksdale signing to play with TG s.Oliver Wuerzburg in Germany's Pro B League and Archie signing with Barreteros de Zacatecas in the top league in Mexico (LNBP).

### 7,054 POINTS

Few coaching staffs can match the production of the IUPUI coaching quartet during their respective playing days. All total, IUPUI's four coaches combined to score 7,054 points in their four-year careers, led by Gardner's 1,984 points at Arizona. Gardner later had his No. 22 jersey retired at Arizona.

Scott Gillespie scored 1,871 points in his four years at Ripon (Wisc.) College while Associate Head Coach Matt Crenshaw tallied 938 points in four seasons with the Jaguars.

The newest addition to the IUPUI coaching staff, former Purdue standout Roy Hairston, scored 574 points in two years with the Boilermakers from 1995-97. He scored 1,687 points in two seasons at Hutchinson (Kan.) Community College, finishing as the program's all-time leading scorer and earning a spot in the NJCAA Hall of Fame.

### ANOTHER NEW FACE

IUPUI added another new face to the bench in the offseason as longtime Cathedral High School head coach Andy Fagan joined the Jaguars' staff as a Senior Advisor.

Fagan hired Gardner as an assistant at Cathedral prior to his taking a job on the Loyola staff. Fagan coached the Irish to a state runner-up finish in 2013 and city championships in 2012 and 2013.

He coached a number of Division I players, including Collin Hartman (Indiana), Matt Gregory (Notre Dame) and Mo Evans (Fort Wayne).

# 2016-17 MISCELLANEOUS STATISTICS

## IUPUI'S RECORD WHEN...

	'16-17	2017	Under
	Overall	Summit	Gardner
Home:	2-0	0-0	15-10
Away:	1-6	0-0	11-33
Neutral:	0-0	0-0	0-3
Overtime:	0-0	0-0	2-6
Lead @ Halftime:	2-2	0-0	20-7
Trail @ Halftime:	1-4	0-0	5-36
Tied @ Halftime:	0-0	0-0	1-3
Leading w/ 5:00 left:	3-0	0-0	20-3
Trailing w/ 5:00 left:	0-6	0-0	3-41
Tied w/ 5:00 left:	0-0	0-0	3-2
Shooting 50% or better:	0-0	0-0	11-1
Shooting 40-50%:	3-4	0-0	14-20
Shooting less than 40%:	0-2	0-0	1-25
Shooting better % than opp.	3-2	0-0	24-7
Shooting worse % than opp.	0-4	0-0	2-39
Scoring less than 60:	0-1	0-0	3-22
Score 60-69 pts:	0-2	0-0	4-14
Score 70-79 pts:	2-2	0-0	12-7
Score 80-89 pts:	1-1	0-0	7-3
Score 90+ pts:	0-0	0-0	0-0
Opp. scores less than 60:	1-0	0-0	6-5
Opp. scores 60-69 pts:	1-1	0-0	12-12
Opp. scores 70-79 pts:	1-2	0-0	5-16
Opp. scores 80-89 pts:	0-1	0-0	3-9
Opp. scores 90+ pts:	0-2	0-0	0-4
Commit less TO than opp.	2-3	0-0	11-16
Commit more TO than opp.	1-3	0-0	15-28
Commit same TO as opp.	0-0	0-0	0-2
Outrebound opponent:	1-0	0-0	15-13
Outrebounded:	1-5	0-0	10-31
Rebounding is equal:	1-1	0-0	1-2
Bench outscored opp.:	3-2	0-0	23-27
Bench is outscored:	0-4	0-0	3-18
Bench scoring is equal:	0-0	0-0	0-1
Hit more FT than opp.:	2-1	0-0	18-7
Hit less FT than opp.:	1-5	0-0	7-37
Hit same FT as opp.:	0-0	0-0	1-2
Hit more 3's than opp.:	2-2	0-0	9-14
Hit less 3's than opp.:	1-3	0-0	14-26
Hit same 3's as opp.:	0-1	0-0	3-6
Decided by 5 pts or less:	0-1	0-0	14-11
Decided by 6-10 points:	0-2	0-0	3-14
Decided by 10+ points:	3-3	0-0	9-21
In home whites:	2-0	0-0	16-10
In road blacks:	1-1	0-0	1-11
In road reds:	0-5	0-0	9-25
6 in double-digits:	0-0	0-0	1-0
5 in double-digits:	1-0	0-0	2-1
4 in double-digits:	1-1	0-0	6-5
3 in double-digits:	1-4	0-0	8-11
2 in double-digits:	0-1	0-0	7-24
1 in double-digits:	0-0	0-0	2-3
0 in double-digits:	0-0	0-0	0-2
On Mondays:	0-0	0-0	0-6
On Tuesdays:	0-2	0-0	0-8
On Wednesdays:	0-1	0-0	2-5
On Thursdays:	0-0	0-0	2-8
On Fridays:	1-1	0-0	4-4
On Saturdays:	2-1	0-0	15-11
On Sundays:	0-1	0-0	3-4
In November:	2-5	0-0	6-14
In December:	1-1	0-0	5-13
In January:	0-0	0-0	11-6
In February:	0-0	0-0	4-11
In March:	0-0	0-0	0-2

## TIMES LED

## GAMES WITH

## TOTAL

Player	Pts.	Reb.	Ast.	Stl.	Blk.	10+ Pts.	20+ Pts.	10+ Reb.	3+ Ast.	3+ Blk.	3+ Stl.	3+ 3's	Dunks	DbI-DbIs
0-Combs	4/22	0/1	4/18	3/13	1/1	8/34	3/12	0/0	6/18	0/0	0/5	2/12	0/1	0/0
1-Henderson	0/2	0/0	1/7	1/11	0/1	2/7	0/0	0/0	1/5	0/0	0/2	1/2	0/0	0/0
2-Jones	0/0	0/0	0/0	0/0	0/0	0/0	0/0	0/0	0/0	0/0	0/0	0/0	0/0	0/0
5-K.Thomas	0/0	0/0	2/2	4/4	0/0	3/3	0/0	0/0	4/4	0/0	0/0	0/0	0/0	0/0
11-James	0/0	0/1	0/0	0/3	0/8	0/1	0/0	0/1	0/0	0/0	0/1	0/0	1/1	0/0
12-Hudson	0/0	0/0	0/0	0/0	0/0	0/0	0/0	0/0	0/0	0/0	0/0	0/0	0/0	0/0
15-O'Leary	3/6	5/18	3/11	3/12	2/9	8/26	3/4	1/3	5/17	0/0	1/4	1/2	0/2	1/2
20-Sinn	0/0	0/0	0/0	0/0	0/0	0/0	0/0	0/0	0/0	0/0	0/0	0/0	0/0	0/0
22-McCall	0/2	2/5	0/3	3/9	2/3	1/5	0/0	1/1	1/5	0/0	0/1	0/0	2/7	0/0
24-Hall	0/0	4/6	0/1	1/4	4/8	3/7	0/0	2/2	0/2	0/0	0/0	0/0	3/4	1/1
25-Patterson	3/3	0/0	1/1	4/4	1/1	5/5	0/0	0/0	1/1	0/0	1/1	5/5	4/4	0/0
32-Goss	0/0	0/0	0/0	0/0	0/0	0/0	0/0	0/0	0/0	0/0	0/0	0/0	0/0	0/0
33-Fraser	0/0	0/0	0/0	0/0	0/0	0/0	0/0	0/0	0/0	0/0	0/0	0/0	0/0	0/0
35-N.Thomas	0/0	0/0	0/0	0/0	0/0	0/0	0/0	0/0	0/0	0/0	0/0	0/0	0/0	0/0
40-Borgman	0/0	0/0	0/0	0/0	0/0	0/0	0/0	0/0	0/0	0/0	0/0	0/0	0/0	0/0
45-Brennan	0/2	0/1	0/5	1/6	2/3	1/10	0/0	0/0	1/3	1/1	0/3	0/0	0/3	0/0

totals listed by season/career

## SPECIALTY STATS (IUPUI/OPP)

PP = Points in the Paint; POT = Points off Turnover; 2nd = 2nd Chance Points; BP = Bench Points

Opponent	Result	PP	POT	2nd	BP	Largest Lead	Largest Deficit	Lead Changes	Ties
# St. Joseph's College	W, 87-74	40/14	18/26	12/6	35/20	25	1	1	1
at Eastern Kentucky	L, 87-97	30/20	10/17	8/19	29/19	1	24	2	0
at Michigan	L, 65-77	28/30	8/8	2/19	15/17	7	19	6	3
Howard	W, 77-55	20/22	19/1	12/11	28/20	30	-	0	0
E. Michigan	W, 83-71	32/38	13/14	16/10	20/15	22	5	5	4
at Marquette	L, 79-104	38/52	13/18	13/19	31/61	5	32	3	4
at SIUE	L, 58-61	32/26	12/12	8/6	13/18	3	6	13	5
at Illinois State	L, 63-77	22/40	14/15	5/18	5/9	3	18	6	3
at Ball State	W, 73-62	30/26	17/12	13/15	12/7	11	11	2	2
at Illinois	L, 77-85	28/24	18/16	8/8	15/14	5	10	10	7
at Miami (Ohio)									
Urbana									
at Southern Utah									
at Northwestern									
Marian									
*Western Illinois									
*at North Dakota State									
*at South Dakota									
*Omaha									
*at Oral Roberts									
*South Dakota State									
*Denver									
*at Fort Wayne									
*at Western Illinois									
*North Dakota State									
*at Omaha									
*Oral Roberts									
*at South Dakota State									
*at Denver									
*Fort Wayne									
*South Dakota									
Summit Quarters									
Summit Semis									
Summit Finals									
Season Highs		38/52	19/18	16/19	31/61	30	32	13	7
Season Lows		20/20	8/1	2/6	5/7	-	-	-	-
Totals		260/278	124/113	85/125	168/180	-	-	47	28
Averages		28.9/30.9	13.8/12.6	9.4/13.9	18.7/20.0			5.2	3.1

## WIN/LOSS MARGINS

Margin	W	L
1		
2		
3		1
4		
5		
6		
7		
8		1
9		
10		1
11-15	2	2
16-20		
21-30	1	1
30+		



# 2016-2017 IUPUI STATISTICS

## IUPUI Basketball IUPUI Combined Team Statistics (as of Dec 06, 2016) All games



RECORD:	OVERALL	HOME	AWAY	NEUTRAL
ALL GAMES	3-6	2-0	1-6	0-0
CONFERENCE	0-0	0-0	0-0	0-0
NON-CONFERENCE	3-6	2-0	1-6	0-0

#	Player	gp-gs	min	avg	Total		3-Point		F-Throw		Rebounds				pf	dq	a	to	blk	stl	pts	avg
					fg-fga	fg%	3fg-fga	3fg%	ft-fa	ft%	off	def	tot	avg								
00	COMBS, Darell	9-9	296	32.9	52-130	.400	17-55	.309	32-38	.842	4	9	13	1.4	25	1	32	21	1	8	153	17.0
15	O'LEARY, Matt	9-9	270	30.0	51-93	.548	13-32	.406	22-27	.815	8	53	61	6.8	22	0	25	13	3	8	137	15.2
25	PATTERSON, Ron	9-9	234	26.0	29-72	.403	19-50	.380	4-8	.500	3	14	17	1.9	19	1	15	12	3	11	81	9.0
45	BRENNAN, Aaron	9-0	165	18.3	25-49	.510	4-10	.400	12-15	.800	6	22	28	3.1	25	1	5	10	3	4	66	7.3
05	THOMAS, Kellon	9-9	263	29.2	19-69	.275	7-20	.350	20-21	.952	5	18	23	2.6	22	0	26	18	0	9	65	7.2
24	HALL, Evan	9-9	176	19.6	22-39	.564	0-0	.000	14-36	.389	21	28	49	5.4	26	0	4	12	6	2	58	6.4
22	McCALL, D.J.	9-0	160	17.8	12-30	.400	0-2	.000	19-32	.594	18	24	42	4.7	16	0	9	11	2	6	43	4.8
01	HENDERSON, T.J.	9-0	134	14.9	11-30	.367	6-20	.300	6-7	.857	3	8	11	1.2	13	1	15	5	0	6	34	3.8
11	JAMES, Josh	9-0	56	6.2	4-12	.333	0-0	.000	7-9	.778	6	12	18	2.0	19	0	0	3	0	1	15	1.7
33	FRASER, Giovanni	6-0	36	6.0	4-8	.500	0-0	.000	1-4	.250	2	3	5	0.8	12	0	0	3	1	0	9	1.5
35	THOMAS, Noah	2-0	5	2.5	0-0	.000	0-0	.000	1-2	.500	0	0	0	0.0	3	0	0	1	0	0	1	0.5
12	HUDSON, Chad	2-0	4	2.0	0-1	.000	0-0	.000	0-2	.000	0	2	2	1.0	0	0	0	0	0	1	0	0.0
20	SINN, Grant	1-0	1	1.0	0-1	.000	0-1	.000	0-0	.000	0	0	0	0.0	0	0	0	0	0	0	0	0.0
Team											21	15	36				2					
Total.....		9	1800		229-534	.429	66-190	.347	138-201	.687	97	208	305	33.9	202	4	131	111	19	56	662	73.6
Opponents.....		9	1800		225-510	.441	54-170	.318	185-248	.746	109	239	348	38.7	189	-	110	120	37	46	689	76.6

TEAM STATISTICS	IUPUI	OPP
SCORING	662	689
Points per game	73.6	76.6
Scoring margin	-3.0	-
FIELD GOALS-ATT	229-534	225-510
Field goal pct	.429	.441
3 POINT FG-ATT	66-190	54-170
3-point FG pct	.347	.318
3-pt FG made per game	7.3	6.0
FREE THROWS-ATT	138-201	185-248
Free throw pct	.687	.746
F-Throws made per game	15.3	20.6
REBOUNDS	305	348
Rebounds per game	33.9	38.7
Rebounding margin	-4.8	-
ASSISTS	131	110
Assists per game	14.6	12.2
TURNOVERS	111	120
Turnovers per game	12.3	13.3
Turnover margin	+1.0	-
Assist/turnover ratio	1.2	0.9
STEALS	56	46
Steals per game	6.2	5.1
BLOCKS	19	37
Blocks per game	2.1	4.1
ATTENDANCE	1706	42939
Home games-Avg/Game	2-853	7-6134
Neutral site-Avg/Game	-	0-0

Date	Opponent		Score	Att.
11/11/16	at Eastern Kentucky	L	87-97	2300
11/13/16	at Michigan	L	65-77	10812
11/18/16	HOWARD	W	77-55	843
11/19/16	EASTERN MICHIGAN	W	83-71	863
11/22/16	at Marquette	L	79-104	11552
11/26/16	at SIUE	L	58-61	1028
11/30/16	at Illinois State	L	63-77	3717
12/3/16	at Ball State	W	73-62	2994
12/06/16	at Illinois	L	77-85	10536

\* = Summit League game

Score by Periods	1st	2nd	Totals
IUPUI	307	355	662
Opponents	342	347	689

# 2015-2016 IUPUI STATISTICS - SUMMIT LEAGUE ONLY

## IUPUI Basketball IUPUI Combined Team Statistics (as of Feb 27, 2016) Conference games



RECORD:	OVERALL	HOME	AWAY	NEUTRAL
ALL GAMES	9-7	6-2	3-5	0-0
CONFERENCE	9-7	6-2	3-5	0-0
NON-CONFERENCE	0-0	0-0	0-0	0-0

#	Player	gp-gs	min	avg	Total		3-Point		F-Throw		Rebounds				pf	dq	a	to	blk	stl	pts	avg
					fg-fga	fg%	3fg-fga	3fg%	ft-fa	ft%	off	def	tot	avg								
00	Combs, Darell	16-16	505	31.6	91-202	.450	33-71	.465	54-72	.750	5	32	37	2.3	50	2	36	39	1	15	269	16.8
15	O'Leary, Matt	16-16	454	28.4	70-137	.511	13-51	.255	19-37	.514	19	78	97	6.1	42	2	38	30	2	19	172	10.8
22	Barksdale, Marcellus	16-16	507	31.7	57-120	.475	4-13	.308	46-58	.793	22	61	83	5.2	33	0	28	28	20	25	164	10.3
04	Pickett, Jordan	14-0	351	25.1	49-112	.438	9-29	.310	29-35	.829	5	17	22	1.6	21	0	23	17	2	14	136	9.7
33	Osborne, Nick	15-0	296	19.7	54-111	.486	9-22	.409	12-18	.667	26	56	82	5.5	50	2	3	16	4	6	129	8.6
24	Hall, Evan	9-7	164	18.2	23-40	.575	0-0	.000	6-15	.400	16	17	33	3.7	21	1	8	4	4	3	52	5.8
45	Brennan, Aaron	16-9	286	17.9	29-73	.397	0-3	.000	16-20	.800	13	46	59	3.7	36	0	21	15	6	8	74	4.6
02	Archie, Mason	16-16	416	26.0	26-70	.371	5-24	.208	17-22	.773	19	37	56	3.5	37	0	21	22	1	8	74	4.6
01	Henderson, T.J.	16-0	189	11.8	18-45	.400	10-23	.435	11-12	.917	2	15	17	1.1	14	0	9	18	1	13	57	3.6
31	Hubler, John	6-0	30	5.0	3-5	.600	3-5	.600	0-0	.000	0	3	3	0.5	2	0	0	1	0	0	9	1.5
20	Sinn, Grant	3-0	2	0.7	0-2	.000	0-2	.000	0-0	.000	0	0	0	0.0	0	0	0	1	0	0	0	0.0
Team											23	25	48					3				
Total.....		16	3200		420-917	.458	86-243	.354	210-289	.727	150	387	537	33.6	306	7	187	194	41	111	1136	71.0
Opponents.....		16	3200		414-901	.459	92-274	.336	222-313	.709	143	394	537	33.6	268	4	177	199	62	113	1142	71.4

TEAM STATISTICS	IUPUI	OPP	Date	Opponent	Score	Att.
SCORING	1136	1142	* 01/01/16	at South Dakota	w 77-66	1776
Points per game	71.0	71.4	* 01/03/16	at Omaha	L 71-76	1579
Scoring margin	-0.4	-	* 01/07/16	SOUTH DAKOTA STATE	w 74-67	866
FIELD GOALS-ATT	420-917	414-901	* 01/09/16	at Western Illinois	w 67-60	1002
Field goal pct	.458	.459	* 01/14/16	ORAL ROBERTS	L 71-80	1006
3 POINT FG-ATT	86-243	92-274	* 01/16/16	DENVER	w 76-61	1140
3-point FG pct	.354	.336	* 01/23/16	at IPFW	w 84-82	1530
3-pt FG made per game	5.4	5.8	* 01/29/16	WESTERN ILLINOIS	w 69-67	883
FREE THROWS-ATT	210-289	222-313	* 01/31/16	NORTH DAKOTA STATE	w 73-72	1113
Free throw pct	.727	.709	* 02/04/16	at Denver	L 51-53	1135
F-Throws made per game	13.1	13.9	* 02/06/16	at South Dakota State	L 58-80	3792
REBOUNDS	537	537	* 02/11/16	at Oral Roberts	L 56-77	2995
Rebounds per game	33.6	33.6	* 02/17/16	OMAHA	w 88-76	1044
Rebounding margin	+0.0	-	* 02/20/16	at North Dakota State	L 59-63	3812
ASSISTS	187	177	* 02/25/16	SOUTH DAKOTA	L 82-85	946
Assists per game	11.7	11.1	* 02/27/16	IPFW	w 80-77	1675
TURNOVERS	194	199	* = Conference game			
Turnovers per game	12.1	12.4				
Turnover margin	+0.3	-				
Assist/turnover ratio	1.0	0.9				
STEALS	111	113				
Steals per game	6.9	7.1				
BLOCKS	41	62				
Blocks per game	2.6	3.9				
ATTENDANCE	8673	17621				
Home games-Avg/Game	8-1084	8-2203				
Neutral site-Avg/Game	-	0-0				

Score by Periods	1st	2nd	Totals
IUPUI	537	599	1136
Opponents	511	631	1142



## STATISTICAL SPLITS

### Wins (3-0)

#	Player	gp-gs	min	avg	Total		3-Point		F-Throw		Rebounds				pf	dq	a	to	blk	stl	pts	avg
					fg-fga	fg%	3fg-fga	3fg%	ft-fita	ft%	off	def	tot	avg								
00	COMBS, Darell	3-3	93	31.0	11-35	.314	8-21	.381	11-13	.846	0	1	1	0.3	10	1	13	5	1	2	41	13.7
15	O'LEARY, Matt	3-3	95	31.7	16-24	.667	5-9	.556	4-6	.667	0	22	22	7.3	5	0	11	4	1	7	41	13.7
25	PATTERSON, Ron	3-3	75	25.0	11-23	.478	9-20	.450	1-3	.333	0	8	8	2.7	4	0	4	5	0	3	32	10.7
24	HALL, Evan	3-3	60	20.0	11-15	.733	0-0	.000	10-21	.476	9	10	19	6.3	10	0	4	5	1	0	32	10.7
05	THOMAS, Kellon	3-3	95	31.7	8-23	.348	3-7	.429	8-9	.889	1	4	5	1.7	9	0	14	9	0	5	27	9.0
45	BRENNAN, Aaron	3-0	50	16.7	9-17	.529	0-2	.000	5-6	.833	4	4	8	2.7	7	0	2	3	0	2	23	7.7
01	HENDERSON, T.J.	3-0	43	14.3	5-12	.417	3-9	.333	1-1	1.000	1	2	3	1.0	3	0	3	2	0	2	14	4.7
22	McCALL, D.J.	3-0	51	17.0	3-9	.333	0-1	.000	7-13	.538	9	11	20	6.7	4	0	5	2	0	1	13	4.3
33	FRASER, Giovanni	1-0	10	10.0	1-2	.500	0-0	.000	1-2	.500	0	2	2	2.0	4	0	0	0	0	0	3	3.0
11	JAMES, Josh	3-0	22	7.3	2-5	.400	0-0	.000	2-3	.667	2	4	6	2.0	6	0	0	0	0	1	6	2.0
35	THOMAS, Noah	1-0	3	3.0	0-0	.000	0-0	.000	1-2	.500	0	0	0	0.0	3	0	0	1	0	0	1	1.0
12	HUDSON, Chad	1-0	2	2.0	0-0	.000	0-0	.000	0-2	.000	0	1	1	1.0	0	0	0	0	0	1	0	0.0
20	SINN, Grant	1-0	1	1.0	0-1	.000	0-1	.000	0-0	.000	0	0	0	0.0	0	0	0	0	0	0	0	0.0
Team											10	8	18					1				
Total.....		3	600		77-166	.464	28-70	.400	51-81	.630	36	77	113	37.7	65	1	56	37	3	24	233	77.7
Opponents.....		3	600		66-175	.377	12-55	.218	44-66	.667	44	71	115	38.3	68	-	28	42	11	14	188	62.7

### Losses (0-6)

#	Player	gp-gs	min	avg	Total		3-Point		F-Throw		Rebounds				pf	dq	a	to	blk	stl	pts	avg
					fg-fga	fg%	3fg-fga	3fg%	ft-fita	ft%	off	def	tot	avg								
00	COMBS, Darell	6-6	203	33.8	41-95	.432	9-34	.265	21-25	.840	4	8	12	2.0	15	0	19	16	0	6	112	18.7
15	O'LEARY, Matt	6-6	175	29.2	35-69	.507	8-23	.348	18-21	.857	8	31	39	6.5	17	0	14	9	2	1	96	16.0
25	PATTERSON, Ron	6-6	159	26.5	18-49	.367	10-30	.333	3-5	.600	3	6	9	1.5	15	1	11	7	3	8	49	8.2
45	BRENNAN, Aaron	6-0	115	19.2	16-32	.500	4-8	.500	7-9	.778	2	18	20	3.3	18	1	3	7	3	2	43	7.2
05	THOMAS, Kellon	6-6	168	28.0	11-46	.239	4-13	.308	12-12	1.000	4	14	18	3.0	13	0	12	9	0	4	38	6.3
22	McCALL, D.J.	6-0	109	18.2	9-21	.429	0-1	.000	12-19	.632	9	13	22	3.7	12	0	4	9	2	5	30	5.0
24	HALL, Evan	6-6	116	19.3	11-24	.458	0-0	.000	4-15	.267	12	18	30	5.0	16	0	0	7	5	2	26	4.3
01	HENDERSON, T.J.	6-0	91	15.2	6-18	.333	3-11	.273	5-6	.833	2	6	8	1.3	10	1	12	3	0	4	20	3.3
11	JAMES, Josh	6-0	34	5.7	2-7	.286	0-0	.000	5-6	.833	4	8	12	2.0	13	0	0	3	0	0	9	1.5
33	FRASER, Giovanni	5-0	26	5.2	3-6	.500	0-0	.000	0-2	.000	2	1	3	0.6	8	0	0	3	1	0	6	1.2
12	HUDSON, Chad	1-0	2	2.0	0-1	.000	0-0	.000	0-0	.000	0	1	1	1.0	0	0	0	0	0	0	0	0.0
35	THOMAS, Noah	1-0	2	2.0	0-0	.000	0-0	.000	0-0	.000	0	0	0	0.0	0	0	0	0	0	0	0	0.0
Team											11	7	18					1				
Total.....		6	1200		152-368	.413	38-120	.317	87-120	.725	61	131	192	32.0	137	3	75	74	16	32	429	71.5
Opponents.....		6	1200		159-335	.475	42-115	.365	141-182	.775	65	168	233	38.8	121	-	82	78	26	32	501	83.5

### Home (2-0)

#	Player	gp-gs	min	avg	Total		3-Point		F-Throw		Rebounds				pf	dq	a	to	blk	stl	pts	avg
					fg-fga	fg%	3fg-fga	3fg%	ft-fita	ft%	off	def	tot	avg								
25	PATTERSON, Ron	2-2	55	27.5	11-20	.550	9-17	.529	1-3	.333	0	7	7	3.5	3	0	3	3	0	2	32	16.0
15	O'LEARY, Matt	2-2	59	29.5	7-12	.583	3-6	.500	4-6	.667	0	19	19	9.5	4	0	8	1	0	3	21	10.5
05	THOMAS, Kellon	2-2	61	30.5	6-17	.353	3-7	.429	6-7	.857	0	1	1	0.5	5	0	9	7	0	4	21	10.5
00	COMBS, Darell	2-2	60	30.0	5-18	.278	4-11	.364	6-8	.750	0	0	0	0.0	8	1	9	3	0	1	20	10.0
24	HALL, Evan	2-2	36	18.0	6-8	.750	0-0	.000	6-12	.500	6	7	13	6.5	7	0	4	4	1	0	18	9.0
45	BRENNAN, Aaron	2-0	38	19.0	7-11	.636	0-1	.000	3-4	.750	4	2	6	3.0	4	0	2	2	0	2	17	8.5
01	HENDERSON, T.J.	2-0	31	15.5	5-10	.500	3-7	.429	1-1	1.000	1	2	3	1.5	2	0	2	2	0	2	14	7.0
22	McCALL, D.J.	2-0	30	15.0	2-6	.333	0-0	.000	3-6	.500	3	4	7	3.5	4	0	3	2	0	0	7	3.5
33	FRASER, Giovanni	1-0	10	10.0	1-2	.500	0-0	.000	1-2	.500	0	2	2	2.0	4	0	0	0	0	0	3	3.0
11	JAMES, Josh	2-0	14	7.0	2-5	.400	0-0	.000	2-3	.667	2	2	4	2.0	5	0	0	0	0	1	6	3.0
35	THOMAS, Noah	1-0	3	3.0	0-0	.000	0-0	.000	1-2	.500	0	0	0	0.0	3	0	0	1	0	0	1	1.0
12	HUDSON, Chad	1-0	2	2.0	0-0	.000	0-0	.000	0-2	.000	0	1	1	1.0	0	0	0	0	0	1	0	0.0
20	SINN, Grant	1-0	1	1.0	0-1	.000	0-1	.000	0-0	.000	0	0	0	0.0	0	0	0	0	0	0	0	0.0
Team											6	6	12					1				
Total.....		2	400		52-110	.473	22-50	.440	34-56	.607	22	53	75	37.5	49	1	40	26	1	16	160	80.0
Opponents.....		2	400		41-113	.363	3-26	.115	41-56	.732	28	49	77	38.5	47	-	12	28	8	13	126	63.0

### Road (1-6)

Road (1-6)		Total				3-Point		F-Throw		Rebounds												
##	Player	gp-gs	min	avg	fg-fga	fg%	3fg-fga	3fg%	ft-fa	ft%	off	def	tot	avg	pf	dq	a	to	blk	stl	pts	avg
00	COMBS, Darell	7-7	236	33.7	47-112	.420	13-44	.295	26-30	.867	4	9	13	1.9	17	0	23	18	1	7	133	19.0
15	O'LEARY, Matt	7-7	211	30.1	44-81	.543	10-26	.385	18-21	.857	8	34	42	6.0	18	0	17	12	3	5	116	16.6
25	PATTERSON, Ron	7-7	179	25.6	18-52	.346	10-33	.303	3-5	.600	3	7	10	1.4	16	1	12	9	3	9	49	7.0
45	BRENNAN, Aaron	7-0	127	18.1	18-38	.474	4-9	.444	9-11	.818	2	20	22	3.1	21	1	3	8	3	2	49	7.0
05	THOMAS, Kellon	7-7	202	28.9	13-52	.250	4-13	.308	14-14	1.000	5	17	22	3.1	17	0	17	11	0	5	44	6.3
24	HALL, Evan	7-7	140	20.0	16-31	.516	0-0	.000	8-24	.333	15	21	36	5.1	19	0	0	8	5	2	40	5.7
22	McCALL, D.J.	7-0	130	18.6	10-24	.417	0-2	.000	16-26	.615	15	20	35	5.0	12	0	6	9	2	6	36	5.1
01	HENDERSON, T.J.	7-0	103	14.7	6-20	.300	3-13	.231	5-6	.833	2	6	8	1.1	11	1	13	3	0	4	20	2.9
11	JAMES, Josh	7-0	42	6.0	2-7	.286	0-0	.000	5-6	.833	4	10	14	2.0	14	0	0	3	0	0	9	1.3
33	FRASER, Giovanni	5-0	26	5.2	3-6	.500	0-0	.000	0-2	.000	2	1	3	0.6	8	0	0	3	1	0	6	1.2
12	HUDSON, Chad	1-0	2	2.0	0-1	.000	0-0	.000	0-0	.000	0	1	1	1.0	0	0	0	0	0	0	0	0.0
35	THOMAS, Noah	1-0	2	2.0	0-0	.000	0-0	.000	0-0	.000	0	0	0	0.0	0	0	0	0	0	0	0	0.0
Team											15	9	24					1				
Total.....		7	1400		177-424	.417	44-140	.314	104-145	.717	75	155	230	32.9	153	3	91	85	18	40	502	71.7
Opponents.....		7	1400		184-397	.463	51-144	.354	144-192	.750	81	190	271	38.7	142	-	98	92	29	33	563	80.4

## 2016-2017 POINTS-REBOUNDS-ASSISTS

Opponent	Date	Score	00 COMBS,DARE	01 HENDERSON,	05 THOMAS,KEL	11 JAMES,JOSH	12 HUDSON,CHA	15 O'LEARY,MA	20 SINN,GRANT
at Eastern Kentucky	11/11/16	87-97	L 28-0-4	10-3-1	11-4-2	3-4-0	DNP	7-6-2	DNP
at Michigan	11/13/16	65-77	L 22-2-2	2-1-2	10-4-3	0-3-0	DNP	13-3-1	DNP
HOWARD	11/18/16	77-55	w 11-0-2	14-2-1	7-0-3	4-1-0	0-1-0	10-10-4	0-0-0
EASTERN MICHIGAN	11/19/16	83-71	w 9-0-7	0-1-1	14-1-6	2-3-0	DNP	11-9-4	DNP
at Marquette	11/22/16	79-104	L 15-0-4	6-2-2	2-3-2	2-1-0	0-1-0	12-9-5	DNP
at SIUE	11/26/16	58-61	L 16-4-2	2-2-6	0-2-2	2-2-0	DNP	22-8-2	DNP
at Illinois State	11/30/16	63-77	L 13-3-3	0-0-0	9-2-2	0-0-0	DNP	17-7-3	DNP
at Ball State	12/3/16	73-62	w 21-1-4	0-0-1	6-4-5	0-2-0	DNP	20-3-3	DNP
at Illinois	12/06/16	77-85	L 18-3-4	0-0-1	6-3-1	2-2-0	DNP	25-6-1	DNP

Opponent	Date	Score	22 MCCALL,DJ	24 HALL,EVAN	25 PATTERSON,	33 FRASER,GIO	35 THOMAS,NOA	45 BRENNAN,AA
at Eastern Kentucky	11/11/16	87-97	L 5-3-1	1-10-0	11-0-1	2-0-0	DNP	9-4-3
at Michigan	11/13/16	65-77	L 6-7-1	3-5-0	2-1-1	0-0-0	DNP	7-2-0
HOWARD	11/18/16	77-55	w 2-4-3	6-2-2	15-2-2	3-2-0	1-0-0	4-1-2
EASTERN MICHIGAN	11/19/16	83-71	w 5-3-0	12-11-2	17-5-1	DNP	DNP	13-5-0
at Marquette	11/22/16	79-104	L 10-6-1	4-1-0	15-1-2	4-2-0	0-0-0	9-3-0
at SIUE	11/26/16	58-61	L 1-2-0	4-1-0	3-3-2	DNP	DNP	8-5-0
at Illinois State	11/30/16	63-77	L 0-3-0	4-7-0	15-2-3	0-1-0	DNP	5-4-0
at Ball State	12/3/16	73-62	w 6-13-2	14-6-0	0-1-1	DNP	DNP	6-2-0
at Illinois	12/06/16	77-85	L 8-1-1	10-6-0	3-2-2	0-0-0	DNP	5-2-0

## 2016-2017 COMPARISON STATISTICS

Opponent	1st	2nd	Score	Mar	Total FG	FG Pct	3-Pointers	3FG Pct	Free Throws	FT Pct	Rebounds	Assist	T/Over	Block	Steal	Fouls	
Eastern Kentucky	28/42	59/55	87-97	(10)	29-66/21-52	.439/.404	9-25/10-25	.360/.400	20-27/45-56	.741/.804	37/37	-	14/11	14/13	5/3	3/3	37/28
Michigan	32/43	33/34	65-77	(12)	23-57/27-60	.404/.450	5-14/7-21	.357/.333	14-19/16-18	.737/.889	31/40	(9)	10/10	8/9	2/7	3/4	17/15
HOWARD	39/23	38/32	77-55	+22	25-53/16-45	.472/.356	12-30/0-9	.400/.000	15-30/23-34	.500/.676	33/40	(7)	19/4	7/14	0/4	7/1	29/25
EASTERN MICHIGAN	36/22	47/49	83-71	+12	27-57/25-68	.474/.368	10-20/3-17	.500/.176	19-26/18-22	.731/.818	42/37	+5	21/8	19/14	1/4	9/12	20/22
Marquette	37/57	42/47	79-104	(25)	28-68/36-63	.412/.571	6-20/9-23	.300/.391	17-25/23-26	.680/.885	30/39	(9)	16/22	14/13	0/4	7/9	20/24
SIUE	35/34	23/27	58-61	(3)	24-63/18-51	.381/.353	4-16/3-12	.250/.250	6-11/22-31	.545/.710	35/46	(11)	14/7	10/15	2/1	6/2	26/19
Illinois State	29/44	34/33	63-77	(14)	21-54/30-60	.389/.500	6-19/6-18	.316/.333	15-20/11-21	.750/.524	31/42	(11)	11/18	14/13	5/9	6/7	17/20
Ball State	29/36	44/26	73-62	+11	25-56/25-62	.446/.403	6-20/9-29	.300/.310	17-25/3-10	.680/.300	38/38	-	16/16	11/14	2/3	8/1	16/21
Illinois	42/41	35/44	77-85	(8)	27-60/27-49	.450/.551	8-26/7-16	.308/.438	15-18/24-30	.833/.800	28/29	(1)	10/14	14/15	2/2	7/7	20/15

Note: Game totals are displayed in the format TEAM/OPPONENT for each category

## 2016-2017 TEAM SUPERLATIVES

IUPUI High	IUPUI Low	Statistical Category	Opponent High	Opponent Low
87 at E. Kentucky (11/11)	58 at SIUE (11/26)	Points	104 at Marquette (11/22)	55 vs. Howard (11/18)
42 at Illinois (12/6)	28 at E. Kentucky (11/11)	First Half Points	57 at Marquette (11/22)	22 vs. E. Michigan (11/19)
59 at E. Kentucky (11/11)	33 at Michigan (11/13)	Second Half Points	55 at E. Kentucky (11/11)	26 at Ball State (12/3)
29 at E. Kentucky (11/11)	21 at Illinois St. (11/26)	Field Goals	36 at Marquette (11/22)	16 vs. Howard (11/18)
68 at Marquette (11/22)	53 vs. Howard (11/18)	Field Goal Attempts	68 vs. E. Michigan (11/19)	45 vs. Howard (11/18)
.474 vs. E. Michigan (11/19)	.381 at SIUE (11/26)	FG Percentage	.571 at Marquette (11/22)	.353 at SIUE (11/26)
12 vs. Howard (11/18)	4 at SIUE (11/26)	3-Point Field Goals	10 at E. Kentucky (11/11)	0 vs. Howard (11/18)
30 vs. Howard (11/18)	14 at Michigan (11/13)	3-Point Field Goal Att.	29 at Ball State (12/3)	9 vs. Howard (11/18)
.500 vs. E. Michigan (11/19)	.250 at SIUE (11/26)	3-Point FG Percentage	.438 at Illinois (12/6)	.000 vs. Howard (11/18)
20 at E. Kentucky (11/11)	6 at SIUE (11/26)	Free Throws	45 at E. Kentucky (11/11)	3 at Ball State (12/3)
30 vs. Howard (11/18)	11 at SIUE (11/26)	Free Throw Attempts	56 at E. Kentucky (11/11)	10 at Ball State (12/3)
.833 at Illinois (12/6)	.500 vs. Howard (11/18)	Free Throw Percentage	.889 at Michigan (11/13)	.300 at Ball State (12/3)
14 - three times	7 - twice	Offensive Rebounds	17 vs. E. Michigan (11/19)	7 at Illinois (12/6)
28 vs. E. Michigan (11/19)	16 at Marquette (11/22)	Defensive Rebounds	33 at SIUE (11/26)	20 vs. E. Michigan (11/19)
42 - twice	28 at Illinois (12/6)	Total Rebounds	46 at SIUE (11/26)	29 at Illinois (12/6)
37 at E. Kentucky (11/11)	16 at Ball State (12/3)	Fouls	28 at E. Kentucky (11/11)	15 - twice
21 vs. E. Michigan (11/19)	10 - twice	Assists	22 at Marquette (11/22)	4 vs. Howard (11/18)
19 vs. E. Michigan (11/19)	7 vs. Howard (11/18)	Turnovers	15 - twice	9 at Michigan (11/13)
5 - twice	0 - twice	Blocked Shots	9 at Illinois St. (11/26)	1 at SIUE (11/26)
9 vs. E. Michigan (11/18)	3 - twice	Steals	12 vs. E. Michigan (11/19)	1 - twice

## 2016-2017 INDIVIDUAL SUPERLATIVES

	<i><b>IUPUI</b></i>	<i><b>Opponent</b></i>
<b>Points</b>	28 - Darell Combs at EKU (11/11/16)	32 - Malcolm Hill at Illinois (12/6/16)
<b>Field Goals Made</b>	10 - twice	11 - Malcolm Hill at Illinois (12/6/16)
<b>Field Goals Attempted</b>	19 - Darell Combs at EKU (11/11/16)	18 - Malcolm Hill at Illinois (12/6/16)
<b>Highest FG Pct. (min. 5 made)</b>	.714 (5-7) - twice	1.000 (6-6) - Luke Fischer at Marquette (11/22/16)
<b>3-Pt Field Goals Made</b>	5 - Ron Patterson vs. E. Michigan (11/19/16)	3 - seven times
<b>3-Pt Field Goals Attempted</b>	10 - Darell Combs at Ball State (12/3/16)	12 - Sean Sellers at Ball State (12/3/16)
<b>3-Pt FG Pct. (min. 3 made)</b>	.556 (5-9) - Ron Patterson vs. E. Michigan (11/19/16)	.750 (3-4) - Paris Lee at Illinois State (11/26/16)
<b>Free Throws Made</b>	8 - Darell Combs at Marquette (11/22/16)	16 - Asante Gist at EKU (11/11/16)
<b>Free Throws Attempted</b>	9 - Evan Hall at Ball State (12/3/16)	22 - Asante Gist at EKU (11/11/16)
<b>Free Throw Pct. (min. 5 made)</b>	1.000 (8-8) - Darell Combs at Marquette (11/22/16)	1.000 (12-12) - Nick Mayo at EKU (11/11/16)
<b>Offensive Rebounds</b>	6 - D.J. McCall at Ball State (12/3/16)	6 - James Thompson IV vs. E. Michigan (11/19/16)
<b>Defensive Rebounds</b>	10 - Matt O'Leary vs. Howard (11/18/16)	10 - D.J. Wilson at Michigan (11/13/16)
<b>Total Rebounds</b>	13 - D.J. McCall at Ball State (12/3/16)	14 - D.J. Wilson at Michigan (11/13/16)
<b>Assists</b>	7 - Darell Combs vs. E. Michigan (11/19/16)	6 - three times
<b>Turnovers</b>	5 - twice	4 - four times
<b>Blocked Shots</b>	2 - three times	5 - D.J. Wilson at Michigan (11/13/16)
<b>Steals</b>	4 - twice	4 - twice
<b>Minutes Played (regulation game)</b>	39 - Darell Combs at SIUE (11/26/16)	37 - Malcolm Hill at Illinois (12/6/16)
<b>Minutes Played (OT game)</b>	---	---

## 2016-2017 GAME-BY-GAME LEADERS / STARTING FIVES

<i><b>Opponent</b></i>	<i><b>Starting 5</b></i>	<i><b>Points</b></i>	<i><b>Rebounds</b></i>	<i><b>Assists</b></i>	<i><b>Blocks</b></i>	<i><b>Steals</b></i>
# St. Joseph's	Combs-Hall-O'Leary-Patterson-Thomas	2 tied w/ 14	2 tied w/ 7	2 tied w/ 4	5 tied w/ 1	3 tied w/ 1
at E. Kentucky	Combs-Hall-O'Leary-Patterson-Thomas	Combs (28)	Hall (10)	Combs (4)	2 tied w/ 2	3 tied w/ 1
at Michigan	Combs-Hall-O'Leary-Patterson-Thomas	Combs (22)	McCall (7)	K. Thomas (3)	2 tied w/ 1	3 tied w/ 1
Howard	Combs-Hall-O'Leary-Patterson-Thomas	Patterson (15)	O'Leary (10)	O'Leary (4)	---	2 tied w/ 2
E. Michigan	Combs-Hall-O'Leary-Patterson-Thomas	Patterson (17)	Hall (11)	Combs (7)	Hall (1)	4 tied w/ 2
at Marquette	Combs-Hall-O'Leary-Patterson-Thomas	2 tied w/ 15	O'Leary (9)	O'Leary (5)	---	Patterson (4)
at SIUE	Combs-Hall-O'Leary-Patterson-Thomas	O'Leary (22)	O'Leary (8)	Henderson (6)	2 tied w/ 1	2 tied w/ 2
at Illinois St.	Combs-Hall-O'Leary-Patterson-Thomas	O'Leary (17)	2 tied w/ 7	3 tied w/ 3	Patterson (2)	3 tied w/ 2
at Ball St.	Combs-Hall-O'Leary-Patterson-Thomas	Combs (21)	McCall (13)	K. Thomas (5)	2 tied w/ 1	O'Leary (4)
at Illinois	Combs-Hall-O'Leary-Patterson-Thomas	O'Leary (25)	2 tied w/ 6	Combs (4)	2 tied w/ 1	Patterson (2)
at Miami (OH)						
Urbana						
at Southern Utah						
at Northwestern						
Marian						
W. Illinois						
at N. Dakota St.						
at S. Dakota						
Omaha						
at Oral Roberts						
S. Dakota St.						
Denver						
at Fort Wayne						
at W. Illinois						
N. Dakota St.						
at Omaha						
Oral Roberts						
at S. Dakota St.						
at Denver						
Fort Wayne						
S. Dakota						
Summit Quarters						
Summit Semis						
Summit Finals						



## HEAD COACH JASON GARDNER



**Jason Gardner** was named the eighth head coach in IUPUI men's basketball program's history on April 2, 2014. Gardner, the 1999 winner of the Indiana Mr. Basketball Award, spent a year on the University of Memphis bench and two seasons at Loyola prior to that.

In his first season on the Jaguars' bench, he guided IUPUI to 10 wins, more than tripling the program's Division I win total from a year prior. His hiring paid immediate dividends on the recruiting trail, as he immediately inked five Division I transfers, four of whom were former in-state

standouts.

In year two, Gardner led the Jags to a 13-win season against one of the nation's stiffest schedules, including a 9-7 mark in league play and a finish in the top half of the league standings.

Gardner has shown he's a proven recruiter, inking talent, both through high school signees, transfers and graduate transfers.

While at Memphis, Gardner helped the Tigers to a 24-10 record as Shaq Goodwin and Joe Jackson earned All-Conference accolades. In addition, Memphis forward Austin Nichols was a unanimous selection to the American Athletics Conference All-Rookie Team after averaging 9.1 points and 4.2 boards per game. Gardner was a college teammate of current Memphis Head Coach Josh Pastner at Arizona.

Prior to coming to Memphis, Gardner was an assistant under Porter Moser at Loyola, helping the Ramblers to an eight-game improvement from 2011-12 to 2012-13. He coached Ben Averkamp to All-Horizon League accolades for two straight seasons, while Loyola point guard Cully Payne was a Bob Cousy Award nominee. He also helped recruit one of the top signing classes in the Horizon League prior to the 2012-13 season. Gardner's coaching career began in 2010 when he served as an assistant at nearby Cathedral High School.

Gardner's racked up numerous accolades during his prestigious high school, college and professional playing careers. He was a 1999 McDonald's and Parade All-American while at North Central High School, finishing his prep career with a school record 1,669 points. He was a two-time Gatorade Circle of Champions Indiana Player of the Year and was named the 1998-99 Indianapolis County Player of the Year by The Indianapolis Star and Indianapolis News. His senior season, he helped NCHS to the IHSAA 4A state championship and Tournament of Champions title while averaging 22.6 points, 4.7 rebounds, 4.0 assists and 3.0 steals per game.

The 5-foot-10 point guard was recruited to the University of Arizona by legendary Head Coach Lute Olsen, where he was a four-year All-American for the Wildcats. He was the 2002-03 Naismith National Player of the Year and Lowe's Senior CLASS award recipient. He was the 2000 consensus National Freshman of the Year and closed his career as one of four players in Pac-12 history with 1,500 points, 500 assists and 200 steals for a career. He helped lead Arizona to two Pac-12 regular season titles (2000, 2003) and four consecutive NCAA Tournament berths. The Wildcats made three Sweet Sixteens (2001, 2002, 2003), two Elite Eights (2001, 2003) and were the NCAA national runner-up in 2001. All total, Arizona won 107 games during Gardner's four seasons and he still holds school records for games started (135) and minutes played (4,825), while ranking third in school history with 1,984 career points. He also finished second in threes made (318) and fourth in assists (622). He earned his degree from the university in 2011 in disciplinary studies.

Gardner later played professionally overseas for more than eight years, primarily in Germany. In 2009, he was named MVP of German Basketball Bundesliga after helping Oldenburg to the league crown, averaging 13.7 points, 4.0 assists and 3.0 boards per game. He was a two-time Basketball Bundesliga All-Star, including starting the 2007 game.

Gardner is married to the former Jacquelyn Maxberry and the couple has four children, Jasper, Jason Jr., Jacob and Jackson.



### THE GARDNER FILE

**School:** .....Arizona, '11

**Seasons with IUPUI:** ..... third season

**Career Record:** ..... 26-46 (3rd year)

#### Coaching Experience:

..... 2014-pres., Head Coach, IUPUI

..... 2013-14, Assistant Coach, Memphis

..... 2011-13, Assistant Coach, Loyola (Ill.)

..... 2010-11, Assistant Coach, Cathedral H.S.



# IUPUI PLAYER CAREER STATS

## BRENNAN, Aaron

Season	gp-gs	min/avg	Total		3-Point		F-Throws		Rebounds				pf	fo	ast	to	blk	stl	Scoring	
			fg-fga	pct	fg-fga	pct	ft-fta	pct	off	def	tot	avg							pts	avg
2014-15	28-24	585/20.9	71-136	.522	3-8	.375	33-46	.717	36	52	88	3.1	72	1	27	44	7	21	178	6.4
2015-16	32-9	569/17.8	55-144	.382	1-9	.111	26-31	.839	37	78	115	3.6	68	0	33	31	11	12	137	4.3
2016-17	9-0	165/18.3	25-49	.510	4-10	.400	12-15	.800	6	22	28	3.1	25	1	5	10	3	4	66	7.3
TOTAL	69-33	1319/19.1	151-329	.459	8-27	.296	71-92	.772	79	152	231	3.3	165	2	65	85	21	37	381	5.5

## COMBS, Darell

Season	gp-gs	min/avg	Total		3-Point		F-Throws		Rebounds				pf	fo	ast	to	blk	stl	Scoring	
			fg-fga	pct	fg-fga	pct	ft-fta	pct	off	def	tot	avg							pts	avg
2015-16	31-29	947/30.5	165-386	.427	58-139	.417	117-155	.755	12	58	70	2.3	93	3	68	101	1	31	505	16.3
2016-17	9-9	296/32.9	52-130	.400	17-55	.309	32-38	.842	4	9	13	1.4	25	1	32	21	1	8	153	17.0
TOTAL	40-38	1243/31.1	217-516	.421	75-194	.387	149-193	.772	16	67	83	2.1	118	4	100	122	2	39	658	16.5

## FRASER, Giovanni

Season	gp-gs	min/avg	Total		3-Point		F-Throws		Rebounds				pf	fo	ast	to	blk	stl	Scoring	
			fg-fga	pct	fg-fga	pct	ft-fta	pct	off	def	tot	avg							pts	avg
2016-17	6-0	36/6.0	4-8	.500	0-0	.000	1-4	.250	2	3	5	0.8	12	0	0	3	1	0	9	1.5
TOTAL	6-0	36/6.0	4-8	.500	0-0	.000	1-4	.250	2	3	5	0.8	12	0	0	3	1	0	9	1.5

## HALL, Evan

Season	gp-gs	min/avg	Total		3-Point		F-Throws		Rebounds				pf	fo	ast	to	blk	stl	Scoring	
			fg-fga	pct	fg-fga	pct	ft-fta	pct	off	def	tot	avg							pts	avg
2015-16	23-11	383/16.7	50-97	.515	1-1	1.000	19-47	.404	41	50	91	4.0	67	4	14	17	7	10	120	5.2
2016-17	9-9	176/19.6	22-39	.564	0-0	.000	14-36	.389	21	28	49	5.4	26	0	4	12	6	2	58	6.4
TOTAL	32-20	559/17.5	72-136	.529	1-1	1.000	33-83	.398	62	78	140	4.4	93	4	18	29	13	12	178	5.6

## HENDERSON, T.J.

Season	gp-gs	min/avg	Total		3-Point		F-Throws		Rebounds				pf	fo	ast	to	blk	stl	Scoring	
			fg-fga	pct	fg-fga	pct	ft-fta	pct	off	def	tot	avg							pts	avg
2015-16	32-2	522/16.3	49-130	.377	22-64	.344	27-39	.692	5	48	53	1.7	48	1	35	44	2	30	147	4.6
2016-17	9-0	134/14.9	11-30	.367	6-20	.300	6-7	.857	3	8	11	1.2	13	1	15	5	0	6	34	3.8
TOTAL	41-2	656/16.0	60-160	.375	28-84	.333	33-46	.717	8	56	64	1.6	61	2	50	49	2	36	181	4.4

## HUDSON, Chad

Season	gp-gs	min/avg	Total		3-Point		F-Throws		Rebounds				pf	fo	ast	to	blk	stl	Scoring	
			fg-fga	pct	fg-fga	pct	ft-fta	pct	off	def	tot	avg							pts	avg
2016-17	2-0	4/2.0	0-1	.000	0-0	.000	0-2	.000	0	2	2	1.0	0	0	0	0	0	1	0	0.0
TOTAL	2-0	4/2.0	0-1	.000	0-0	.000	0-2	.000	0	2	2	1.0	0	0	0	0	0	1	0	0.0

## JAMES, Josh

Season	gp-gs	min/avg	Total		3-Point		F-Throws		Rebounds				pf	fo	ast	to	blk	stl	Scoring	
			fg-fga	pct	fg-fga	pct	ft-fta	pct	off	def	tot	avg							pts	avg
2013-14	21-0	122/5.8	17-25	.680	0-0	.000	9-11	.818	12	15	27	1.3	22	0	3	4	1	4	43	2.0
2014-15	31-13	396/12.8	38-79	.481	0-0	.000	22-32	.688	29	58	87	2.8	63	2	12	32	16	9	98	3.2
2016-17	9-0	56/6.2	4-12	.333	0-0	.000	7-9	.778	6	12	18	2.0	19	0	0	3	0	1	15	1.7
TOTAL	61-13	574/9.4	59-116	.509	0-0	.000	38-52	.731	47	85	132	2.2	104	2	15	39	17	14	156	2.6

## McCALL, D.J.

Season	gp-gs	min/avg	Total		3-Point		F-Throws		Rebounds				pf	fo	ast	to	blk	stl	Scoring	
			fg-fga	pct	fg-fga	pct	ft-fta	pct	off	def	tot	avg							pts	avg
2014-15	31-15	664/21.4	52-124	.419	6-19	.316	39-61	.639	31	58	89	2.9	49	1	38	55	1	19	149	4.8
2016-17	9-0	160/17.8	12-30	.400	0-2	.000	19-32	.594	18	24	42	4.7	16	0	9	11	2	6	43	4.8
TOTAL	40-15	824/20.6	64-154	.416	6-21	.286	58-93	.624	49	82	131	3.3	65	1	47	66	3	25	192	4.8

## IUPUI PLAYER CAREER STATS

### O'LEARY, Matt

			Total		3-Point		F-Throws		Rebounds											Scoring	
Season	gp-gs	min/avg	fg-fga	pct	fg-fga	pct	ft-fta	pct	off	def	tot	avg	pf	fo	ast	to	blk	stl	pts	avg	
2015-16	32-32	896/28.0	128-264	.485	28-101	.277	45-78	.577	40	151	191	6.0	70	2	69	56	10	32	329	10.3	
2016-17	9-9	270/30.0	51-93	.548	13-32	.406	22-27	.815	8	53	61	6.8	22	0	25	13	3	8	137	15.2	
TOTAL	41-41	1166/28.4	179-357	.501	41-133	.308	67-105	.638	48	204	252	6.1	92	2	94	69	13	40	466	11.4	

### PATTERSON, Ron

			Total		3-Point		F-Throws		Rebounds											Scoring	
Season	gp-gs	min/avg	fg-fga	pct	fg-fga	pct	ft-fta	pct	off	def	tot	avg	pf	fo	ast	to	blk	stl	pts	avg	
2016-17	9-9	234/26.0	29-72	.403	19-50	.380	4-8	.500	3	14	17	1.9	19	1	15	12	3	11	81	9.0	
TOTAL	9-9	234/26.0	29-72	.403	19-50	.380	4-8	.500	3	14	17	1.9	19	1	15	12	3	11	81	9.0	

### SINN, Grant

			Total		3-Point		F-Throws		Rebounds											Scoring	
Season	gp-gs	min/avg	fg-fga	pct	fg-fga	pct	ft-fta	pct	off	def	tot	avg	pf	fo	ast	to	blk	stl	pts	avg	
2015-16	8-0	8/1.0	0-3	.000	0-3	.000	0-0	.000	0	1	1	0.1	0	0	0	1	0	0	0	0.0	
2016-17	1-0	1/1.0	0-1	.000	0-1	.000	0-0	.000	0	0	0	0.0	0	0	0	0	0	0	0	0.0	
TOTAL	9-0	9/1.0	0-4	.000	0-4	.000	0-0	.000	0	1	1	0.1	0	0	0	1	0	0	0	0.0	

### THOMAS, Kellon

			Total		3-Point		F-Throws		Rebounds											Scoring	
Season	gp-gs	min/avg	fg-fga	pct	fg-fga	pct	ft-fta	pct	off	def	tot	avg	pf	fo	ast	to	blk	stl	pts	avg	
2016-17	9-9	263/29.2	19-69	.275	7-20	.350	20-21	.952	5	18	23	2.6	22	0	26	18	0	9	65	7.2	
TOTAL	9-9	263/29.2	19-69	.275	7-20	.350	20-21	.952	5	18	23	2.6	22	0	26	18	0	9	65	7.2	

### THOMAS, Noah

			Total		3-Point		F-Throws		Rebounds											Scoring	
Season	gp-gs	min/avg	fg-fga	pct	fg-fga	pct	ft-fta	pct	off	def	tot	avg	pf	fo	ast	to	blk	stl	pts	avg	
2016-17	2-0	5/2.5	0-0	.000	0-0	.000	1-2	.500	0	0	0	0.0	3	0	0	1	0	0	1	0.5	
TOTAL	2-0	5/2.5	0-0	.000	0-0	.000	1-2	.500	0	0	0	0.0	3	0	0	1	0	0	1	0.5	

## ACTIVE PLAYER CAREER RANKINGS

Games Played		Games Started		Minutes		Points		Rebounds		Assists		Steals	
1. Brennan	69	1. O'Leary	41	1. Brennan	1319	1. Combs	658	1. O'Leary	252	1. Combs	100	1. O'Leary	40
2. James	61	2. Combs	38	2. Combs	1243	2. O'Leary	458	2. Brennan	231	2. O'Leary	94	2. Combs	39
t-3. Henderson	41	3. Brennan	33	3. O'Leary	1166	3. Brennan	381	3. Hall	140	3. Brennan	65	3. Brennan	37
t-3. O'Leary	41	4. Hall	20	4. McCall	824	4. McCall	192	4. James	132	4. Henderson	50	4. Henderson	36
t-5. Combs	40	5. McCall	15	5. Henderson	656	5. Hall	172	5. McCall	131	5. McCall	47	5. McCall	25
t-5. McCall	40	6. James	13	6. James	574	6. Henderson	170	6. Combs	83	6. K. Thomas	26	6. James	14
7. Hall	32	t-7. Patterson	9	7. Hall	559	7. James	156	7. Henderson	64	7. Hall	18	7. Hall	12
t-8. Patterson	9	t-7. K. Thomas	9	8. K. Thomas	263	8. Patterson	81	8. K. Thomas	23	t-8. James	15	8. Patterson	11
t-8. Sinn	9	9. Henderson	2	9. Patterson	234	9. K. Thomas	65	9. Patterson	17	t-8. Patterson	15	9. K. Thomas	9
t-8. K. Thomas	9	t-10. Fraser	0	10. Fraser	36	10. Fraser	9	10. Fraser	5	t-10. Fraser	0	10. Hudson	1
11. Fraser	6	t-10. Hudson	0	11. Sinn	9	11. N. Thomas	1	11. Hudson	2	t-10. Hudson	0	t-11. Fraser	0
t-12. Hudson	2	t-10. Sinn	0	12. N. Thomas	5	t-12. Hudson	0	12. Sinn	1	t-10. Sinn	0	t-11. Sinn	0
t-12. N. Thomas	2	t-10. N. Thomas	0	13. Hudson	4	t-12. Sinn	0	13. N. Thomas	0	t-10. N. Thomas	0	t-11. N. Thomas	0

Field Goals Made		FG Attempts		Free Throws Made		FT Attempts		Threes Made		Threes Attempted		Blocks	
1. Combs	217	1. Combs	508	1. Combs	149	1. Combs	193	1. Combs	75	1. Combs	194	1. Brennan	21
2. O'Leary	179	2. O'Leary	357	2. Brennan	71	2. O'Leary	105	2. O'Leary	41	2. O'Leary	133	2. James	17
3. Brennan	151	3. Brennan	329	3. O'Leary	67	3. McCall	93	3. Henderson	28	3. Henderson	84	t-3. Hall	13
4. Hall	72	4. Henderson	160	4. McCall	58	4. Brennan	92	4. Patterson	19	4. Patterson	50	t-3. O'Leary	13
5. McCall	64	5. Hall	136	5. James	38	5. Hall	83	5. Brennan	8	5. Brennan	27	t-5. McCall	3
6. Henderson	60	6. James	116	t-6. Hall	33	6. James	52	6. K. Thomas	7	6. McCall	21	t-5. Patterson	3
7. James	59	7. McCall	85	t-6. Henderson	33	7. Henderson	46	7. McCall	6	7. K. Thomas	20	t-7. Combs	2
8. Patterson	29	8. Patterson	72	8. K. Thomas	20	8. K. Thomas	21	8. Hall	1	8. Sinn	4	t-7. Henderson	2
9. K. Thomas	19	9. K. Thomas	69	9. Patterson	4	9. Patterson	8	t-9. Fraser	0	t-9. Fraser	0	9. Fraser	1
10. Fraser	4	10. Fraser	8	t-10. Fraser	1	10. Fraser	4	t-9. Hudson	0	t-9. Hudson	0	t-10. Hudson	0
t-11. Hudson	0	t-11. Sinn	4	t-10. N. Thomas	1	t-11. Hudson	2	t-9. James	0	t-9. James	0	t-10. Sinn	0
t-11. Sinn	0	12. Hudson	1	t-12. Hudson	0	t-11. N. Thomas	2	t-9. Sinn	0	t-9. Sinn	0	t-10. K. Thomas	0
t-11. N. Thomas	0	13. N. Thomas	0	t-12. Sinn	0	13. Sinn	0	t-9. N. Thomas	0	t-9. N. Thomas	0	t-10. N. Thomas	0



## IUPUI RETURNER/TRANSFER CAREER-HIGHS

### #0 DARELL COMBS - CAREER HIGHS

<b>Points:</b>	32	vs. South Dakota (2/25/16)
<b>Rebounds:</b>	7	at Marquette (11/16/15)
<b>Assists:</b>	8	vs. Fort Wayne (2/27/16)
<b>FG:</b>	11	vs. South Dakota (2/25/16)
<b>FGA:</b>	20	vs. South Dakota (2/25/16)
<b>3FG:</b>	6	twice
<b>3FGA:</b>	11	vs. South Dakota (2/25/16)
<b>FT:</b>	9	twice
<b>FTA:</b>	14	at Indiana St. (11/13/15)
<b>Blocks:</b>	1	twice
<b>Steals:</b>	4	at Georgia State (11/27/15)
<b>Minutes:</b>	39	twice

### #11 JOSH JAMES - CAREER HIGHS

<b>Points:</b>	17	vs. Judson (1/2/14)
<b>Rebounds:</b>	10	vs. Omaha (2/28/15)
<b>Assists:</b>	2	at Oral Roberts (1/7/15)
<b>FG:</b>	7	vs. Judson (1/2/14)
<b>FGA:</b>	8	vs. Judson (1/2/14)
<b>3FG:</b>	---	
<b>3FGA:</b>	---	
<b>FT:</b>	3	vs. Judson (1/2/14)
<b>FTA:</b>	4	at Evansville (12/6/14)
<b>Blocks:</b>	2	five times
<b>Steals:</b>	3	vs. South Dakota (1/24/15)
<b>Minutes:</b>	30	vs. Omaha (2/28/15)

### #22 D.J. MCCALL - CAREER HIGHS

<b>Points:</b>	14	at Purdue (11/16/14)
<b>Rebounds:</b>	13	at Ball State (12/3/16)
<b>Assists:</b>	5	vs. Oral Roberts (2/5/15)
<b>FG:</b>	4	five times
<b>FGA:</b>	9	at Marquette (11/22/16)
<b>3FG:</b>	2	at Milwaukee (11/19/14)
<b>3FGA:</b>	2	five times
<b>FT:</b>	7	at N.C. Central (12/29/14)
<b>FTA:</b>	10	at N.C. Central (12/29/14)
<b>Blocks:</b>	1	three times
<b>Steals:</b>	3	vs. Eastern Kentucky (12/13/14)
<b>Minutes:</b>	38	at North Dakota State (2/19/15)

### #45 AARON BRENNAN - CAREER HIGHS

<b>Points:</b>	14	twice
<b>Rebounds:</b>	7	at Denver (2/4/16)
<b>Assists:</b>	4	vs. South Dakota (2/25/16)
<b>FG:</b>	7	vs. Ball State (11/22/14)
<b>FGA:</b>	11	at SIUE (11/26/16)
<b>3FG:</b>	1	eight times
<b>3FGA:</b>	3	at Marquette (11/16/15)
<b>FT:</b>	6	vs. Omaha (2/28/15)
<b>FTA:</b>	7	vs. Omaha (2/28/15)
<b>Blocks:</b>	3	at South Dakota (1/1/16)
<b>Steals:</b>	3	three times
<b>Minutes:</b>	34	vs. Omaha (2/28/15)

### #1 T.J. HENDERSON - CAREER HIGHS

<b>Points:</b>	16	vs. Omaha (2/17/16)
<b>Rebounds:</b>	7	vs. North Dakota State (3/6/16)
<b>Assists:</b>	6	at SIUE (11/26/16)
<b>FG:</b>	6	vs. Omaha (2/17/16)
<b>FGA:</b>	10	at Butler (12/28/15)
<b>3FG:</b>	3	twice
<b>3FGA:</b>	6	three times
<b>FT:</b>	3	five times
<b>FTA:</b>	5	at Memphis (12/22/15)
<b>Blocks:</b>	1	at NC State (11/18/15)
<b>Steals:</b>	4	vs. Denver (1/16/16)
<b>Minutes:</b>	30	vs. South Alabama (11/24/15)

### #15 MATT O'LEARY - CAREER HIGHS

<b>Points:</b>	25	at Illinois (12/6/16)
<b>Rebounds:</b>	12	vs. North Dakota State (3/6/16)
<b>Assists:</b>	9	vs. Fort Wayne (2/27/16)
<b>FG:</b>	9	three times
<b>FGA:</b>	15	at Illinois (12/6/16)
<b>3FG:</b>	4	twice
<b>3FGA:</b>	9	at Illinois (12/6/16)
<b>FT:</b>	7	at Illinois (12/6/16)
<b>FTA:</b>	8	at Illinois (12/6/16)
<b>Blocks:</b>	2	twice
<b>Steals:</b>	5	vs. Fort Wayne (2/27/16)
<b>Minutes:</b>	36	three times

### #24 EVAN HALL - CAREER HIGHS

<b>Points:</b>	14	three times
<b>Rebounds:</b>	11	vs. Eastern Michigan (11/19/16)
<b>Assists:</b>	3	twice
<b>FG:</b>	6	twice
<b>FGA:</b>	8	three times
<b>3FG:</b>	1	at Indiana St. (11/13/15)
<b>3FGA:</b>	1	at Indiana St. (11/13/15)
<b>FT:</b>	4	three times
<b>FTA:</b>	9	at Ball State (12/3/16)
<b>Blocks:</b>	2	at Eastern Kentucky (11/11/16)
<b>Steals:</b>	2	three times
<b>Minutes:</b>	27	at South Dakota (1/1/16)

### #5 KELLON THOMAS - CAREER HIGHS

<b>Points:</b>	22	twice
<b>Rebounds:</b>	5	six times
<b>Assists:</b>	6	three times
<b>FG:</b>	8	at NJIT (12/7/15)
<b>FGA:</b>	15	twice
<b>3FG:</b>	6	at NJIT (12/7/15)
<b>3FGA:</b>	11	at Miami (Ohio) (2/27/16)
<b>FT:</b>	11	at Ball State (1/19/16)
<b>FTA:</b>	13	vs. Ohio (1/16/16)
<b>Blocks:</b>	1	three times
<b>Steals:</b>	3	twice
<b>Minutes:</b>	35	vs. Eastern Michigan (11/19/16)

### #20 GRANT SINN - CAREER HIGHS

<b>Points:</b>	-	---
<b>Rebounds:</b>	1	at Purdue (12/7/15)
<b>Assists:</b>	-	---
<b>FG:</b>	-	---
<b>FGA:</b>	1	four times
<b>3FG:</b>	-	---
<b>3FGA:</b>	1	four times
<b>FT:</b>	-	---
<b>FTA:</b>	-	---
<b>Blocks:</b>	-	---
<b>Steals:</b>	-	---
<b>Minutes:</b>	2	at Purdue (12/7/15)

### #25 RON PATTERSON - CAREER HIGHS

<b>Points:</b>	17	vs. Eastern Michigan (11/19/16)
<b>Rebounds:</b>	5	vs. Eastern Michigan (11/19/16)
<b>Assists:</b>	4	five times
<b>FG:</b>	6	twice
<b>FGA:</b>	15	at Marquette (11/22/16)
<b>3FG:</b>	5	vs. Eastern Michigan (11/19/16)
<b>3FGA:</b>	9	vs. Eastern Michigan (11/19/16)
<b>FT:</b>	2	three times
<b>FTA:</b>	6	at Virginia Tech (1/3/15)
<b>Blocks:</b>	2	twice
<b>Steals:</b>	4	at Marquette (11/22/16)
<b>Minutes:</b>	31	twice

## FIRST-YEAR PLAYER SEASON/CAREER-HIGHS

	#2 ANTHONY JONES	#12 CHAD HUDSON	#32 ELYJAH GOSS	#33 GIOVANNI FRASER	#35 NOAH THOMAS	#40 EVAN BOGGMAN
<b>Points:</b>	---	---	---	4 at Marquette	1 vs. Howard	---
<b>Rebounds:</b>	---	1 - twice	---	2 - twice	---	---
<b>Assists:</b>	---	---	---	---	---	---
<b>FG:</b>	---	---	---	2 at Marquette	---	---
<b>FGA:</b>	---	1 at Marquette	---	4 at Marquette	---	---
<b>3FG:</b>	---	---	---	---	---	---
<b>3FGA:</b>	---	---	---	---	---	---
<b>FT:</b>	---	---	---	1 vs. Howard	1 vs. Howard	---
<b>FTA:</b>	---	2 vs. Howard	---	2 - twice	2 vs. Howard	---
<b>Blocks:</b>	---	---	---	1 at Illinois St.	---	---
<b>Steals:</b>	---	1 vs. Howard	---	---	---	---
<b>Minutes:</b>	---	2 - twice	---	10 vs. Howard	3 vs. Howard	---

# LAST FOUR BOX SCORES

## GAME #6 • SIUE 61, IUPUI 58 (EDWARDSVILLE, ILL.)

### IUPUI 58 • 2-4

#	Player	Total		3-Ptr		Rebounds			PF	TP	A TO Blk Stl				Min
		FG-FGA	FG-FGA	FT-FTA	Off	Def	Tot								
00	COMBS, Darell	*	6-18	3-8	1-2	0	4	4	1	16	2	2	0	2	39
05	THOMAS, Kellon	*	0-4	0-0	0-0	1	1	2	3	0	2	0	0	0	22
15	O'LEARY, Matt	*	9-14	1-2	3-3	2	6	8	3	22	2	5	1	0	32
24	HALL, Evan	*	2-2	0-0	0-2	1	0	1	4	4	0	1	0	0	17
25	PATTERSON, Ron	*	1-5	0-3	1-1	1	2	3	3	3	2	0	0	0	31
01	HENDERSON, T.J.		1-4	0-2	0-0	1	1	2	2	2	6	0	0	1	18
11	JAMES, Josh		1-3	0-0	0-0	1	1	2	1	2	0	0	0	0	6
22	McCALL, D.J.		0-2	0-0	1-2	1	1	2	4	1	0	1	1	2	11
45	BRENNAN, Aaron		4-11	0-1	0-1	0	5	5	5	8	0	1	0	1	24
Team						2	4	6							
Totals			24-63	4-16	6-11	10	25	35	26	58	14	10	2	6	200

FG % 1st Half: 15-33 45.5% 2nd half: 9-30 30.0% Game: 24-63 38.1%  
 3FG % 1st Half: 1-10 10.0% 2nd half: 3-6 50.0% Game: 4-16 25.0%  
 FT % 1st Half: 4-8 50.0% 2nd half: 2-3 66.7% Game: 6-11 54.5%

### SIUE 61 • 3-3

#	Player	*	Total		3-Ptr		Rebounds			PF	TP	A TO Blk Stl				Min
			FG-FGA	FG-FGA	FT-FTA	Off	Def	Tot								
00	ANDERSON, Carlos	*	3-5	0-0	4-5	1	5	6	2	10	2	3	0	2	27	
01	ESLIK, Burak	*	3-10	1-5	6-6	0	1	1	1	13	1	0	0	0	26	
13	ELLIS, Christian	*	3-6	0-0	4-8	0	2	2	4	10	4	0	0	0	31	
24	HENRY, Jalen	*	2-7	0-0	4-6	4	4	8	3	8	0	1	0	0	22	
45	SIMMONS, Keenan	*	1-4	0-0	0-0	2	5	7	4	2	0	1	1	0	24	
02	THORNTON, Devin		2-5	0-1	2-2	2	4	6	1	6	0	4	0	0	17	
03	HARRIS, Tre		3-11	2-6	1-2	0	6	6	1	9	0	2	0	0	23	
11	PIERRE JR., Glen		0-0	0-0	0-0	0	0	0	0	0	0	0	0	0	5	
22	BENTON, Justin		0-0	0-0	0-0	0	1	1	1	0	0	1	0	0	12	
32	JACKSON, Brandon		1-3	0-0	1-2	3	2	5	2	3	0	3	0	0	13	
Team						1	3	4								
Totals				18-51	3-12	22-31	13	33	46	19	61	7	15	1	2	200

FG % 1st Half: 11-26 42.3% 2nd half: 7-25 28.0% Game: 18-51 35.3%  
 3FG % 1st Half: 3-6 50.0% 2nd half: 0-6 0.0% Game: 3-12 25.0%  
 FT % 1st Half: 9-13 69.2% 2nd half: 13-18 72.2% Game: 22-31 71.0%

Officials: Greg Rennegarbe, Scott Tierney, Boyd Copeland  
 Technical fouls: IUPUI-None. SIUE-None.  
 Attendance: 1028

Score by periods	1st	2nd	Total
IUPUI	35	23	58
SIUE	34	27	61

Last FG - IUPUI 2nd-00:15, SIUE 2nd-04:23.  
 Largest lead - IUPUI by 3 1st-19:08, SIUE by 6 1st-09:36.  
 IUPUI led for 08:52. SIUE led for 28:57. Game was tied for 02:11.

Score tied - 5 times.  
 Lead changed - 13 times.

## GAME #8 • IUPUI 73, BALL STATE 62 (MUNCIE, IND.)

### IUPUI 73 • 3-5

#	Player		Total		3-Ptr		Rebounds			PF	TP					Min
			FG-FGA	FG-FGA	FT-FTA	Off	Def	Tot	A			TO	Blk	Stl		
15	O'LEARY, Matt	f	9-12	2-3	0-0	0	3	3	1	20	3	3	1	4	36	
24	HALL, Evan	f	5-7	0-0	4-9	3	3	6	3	14	0	1	0	0	24	
00	COMBS, Darell	g	6-17	4-10	5-5	0	1	1	2	21	4	2	1	1	33	
05	THOMAS, Kellon	g	2-6	0-0	2-2	1	3	4	4	6	5	2	0	1	34	
25	PATTERSON, Ron	g	0-3	0-3	0-0	0	1	1	1	0	1	2	0	1	20	
01	HENDERSON, T.J.		0-2	0-2	0-0	0	0	0	1	0	1	0	0	0	12	
11	JAMES, Josh		0-0	0-0	0-0	0	2	2	1	0	0	0	0	0	8	
22	McCALL, D.J.		1-3	0-1	4-7	6	7	13	0	6	2	0	0	1	21	
45	BRENNAN, Aaron		2-6	0-1	2-2	0	2	2	3	6	0	1	0	0	12	
Team						4	2	6								
Totals			25-56	6-20	17-25	14	24	38	16	73	16	11	2	8	200	

FG % 1st Half: 10-25 40.0% 2nd half: 15-31 48.4% Game: 25-56 44.6%  
 3FG % 1st Half: 2-9 22.2% 2nd half: 4-11 36.4% Game: 6-20 30.0%  
 FT % 1st Half: 7-9 77.8% 2nd half: 10-16 62.5% Game: 17-25 68.0%

### Ball State 62 • 4-4

#	Player		Total		3-Ptr		Rebounds			PF	TP					Min
			FG-FGA	FG-FGA	FT-FTA	Off	Def	Tot	A			TO	Blk	Stl		
15	HOUSE, Franko	f	2-3	0-1	0-0	3	1	4	4	4	4	4	0	0	23	
34	SELLERS, Sean	f	4-14	3-12	1-2	1	1	2	0	12	2	1	0	0	33	
41	MOSES, Trey	c	6-8	0-0	1-4	5	5	10	3	13	3	2	0	0	31	
00	KIAPWAY, Francis		5-8	3-6	1-2	0	0	0	4	14	1	0	0	0	33	
02	PERSONS, Tayler	g	5-13	2-3	0-0	0	3	3	1	12	5	4	0	1	33	
14	MALLERS, Kyle		0-2	0-1	0-0	1	0	1	1	0	0	0	0	0	5	
25	TEAGUE, Tahjai		1-8	0-3	0-2	0	7	7	2	2	1	0	3	0	20	
33	WEBER, Ryan		2-6	1-3	0-0	1	1	2	5	5	0	2	0	0	17	
35	GUEYE, DouDou		0-0	0-0	0-0	0	0	0	1	0	0	0	0	0	5	
Team						5	4	9								
Totals			25-62	9-29	3-10	16	22	38	21	62	16	14	3	1	200	

FG % 1st Half: 14-29 48.3% 2nd half: 11-33 33.3% Game: 25-62 40.3%  
 3FG % 1st Half: 6-16 37.5% 2nd half: 3-13 23.1% Game: 9-29 31.0%  
 FT % 1st Half: 2-8 25.0% 2nd half: 1-2 50.0% Game: 3-10 30.0%

Officials: Tyler Kumpf, Todd Von Sossan, Donnie Olson  
 Technical fouls: IUPUI-TEAM. Ball State-None.  
 Attendance: 2994  
 BSU Ryan Weber fouled out @5:23

Score by periods	1st	2nd	Total
IUPUI	29	44	73
Ball State	36	26	62

Last FG - IUPUI 2nd-00:51, BSU 2nd-01:31.  
 Largest lead - IUPUI by 11 2nd-00:20, BSU by 11 2nd-16:04.  
 IUPUI led for 06:46. BSU led for 29:33. Game was tied for 03:41.

Score tied - 2 times.  
 Lead changed - 2 times.

## GAME #7 • ILLINOIS STATE 77, IUPUI 63 (NORMAL, ILL.)

### IUPUI 63 • 2-5

#	Player		Total		3-Ptr		Rebounds			PF	TP	A	TO	Blk	Stl	Min
			FG-FGA	FG-FGA	FT-FTA	Off	Def	Tot								
15	O'LEARY, Matt	f	8-14	1-3	0-0	0	7	7	3	17	3	0	1	0	33	
24	HALL, Evan	f	1-3	0-0	2-2	3	4	7	3	4	0	0	1	0	22	
00	COMBS, Darell	g	5-17	1-7	2-4	2	1	3	3	13	3	4	0	2	32	
05	THOMAS, Kellon	g	2-6	1-1	4-4	0	2	2	1	9	2	1	0	2	32	
25	PATTERSON, Ron	g	5-10	3-7	2-4	0	2	2	2	15	3	1	2	2	31	
01	HENDERSON, T.J.		0-0	0-0	0-0	0	0	0	1	0	0	0	0	0	11	
11	JAMES, Josh		0-0	0-0	0-0	0	0	0	0	0	0	1	0	0	1	
22	McCALL, D.J.		0-1	0-0	0-0	1	2	3	0	0	0	4	0	0	14	
33	FRASER, Giovanni		0-1	0-0	0-0	0	1	1	2	0	0	1	1	0	6	
45	BRENNAN, Aaron		0-2	0-1	5-6	0	4	4	2	5	0	1	0	0	18	
	Team					1	1	2				1				
Totals			21-54	6-19	15-20	7	24	31	17	63	11	14	5	6	200	

FG % 1st Half: 9-22 40.9% 2nd half: 12-32 37.5% Game: 21-54 38.9%  
 3FG % 1st Half: 4-9 44.4% 2nd half: 2-10 20.0% Game: 6-19 31.6%  
 FT % 1st Half: 7-9 77.8% 2nd half: 8-11 72.7% Game: 15-20 75.0%

### Illinois State 77 • 3-2

#	Player		Total		3-Ptr		Rebounds			PF	TP	A	TO	Blk	Stl	Min
			FG-FGA	FG-FGA	FT-FTA	Off	Def	Tot								
10	FAYNE, Phil	f	4-6	0-0	3-6	2	5	7	4	11	0	1	2	0	22	
11	MCINTOSH, MiKyle	f	5-15	0-2	4-6	1	6	7	0	14	3	3	3	0	31	
23	HAWKINS, Deontae	f	6-11	1-4	0-0	3	3	6	4	13	0	1	1	1	20	
01	LEE, Paris	g	7-9	3-4	1-2	2	4	6	2	18	6	2	0	2	30	
02	CLAYTON, DJ	g	4-8	1-2	3-7	1	7	8	2	12	4	2	0	0	32	
03	EVANS, Keyshawn		1-5	0-3	0-0	2	1	3	3	2	3	2	0	2	19	
05	HEIN, Matt		0-0	0-0	0-0	0	0	0	0	0	0	0	0	0	1	
12	WILLS, Tony		3-4	1-2	0-0	1	2	3	2	7	0	0	2	1	22	
15	WASHINGTON, Andre		0-1	0-0	0-0	0	0	0	1	0	1	1	1	1	8	
25	WILLIAMS, Madison		0-1	0-1	0-0	0	0	0	2	0	1	1	0	0	14	
31	THOMPSON, Javaka		0-0	0-0	0-0	0	1	1	0	0	0	0	0	0	1	
Team						1	0	1								
Totals			30-60	6-18	11-21	13	29	42	20	77	18	13	9	7	200	